

**Lt. Col. MEHAR LITTLE ANGELS SR. SEC. SCHOOL
B-5 Block, Paschim Vihar, New Delhi – 110063**

SCHOOL MOBILE APPLICATION

Dear Parents,

Exciting News!

Our school is introducing a new mobile application to improve communication between the school and parents. Through this app, you'll be able to conveniently access important information about your child's education — **modules** including **academic progress, attendance, homework, school notices, and school fee payments etc** all in one place.

We believe this initiative will help strengthen the connection between home and school, ensuring that parents stay well - informed, engaged, and able to manage essential tasks like fee payments efficiently, supporting your child's learning journey.

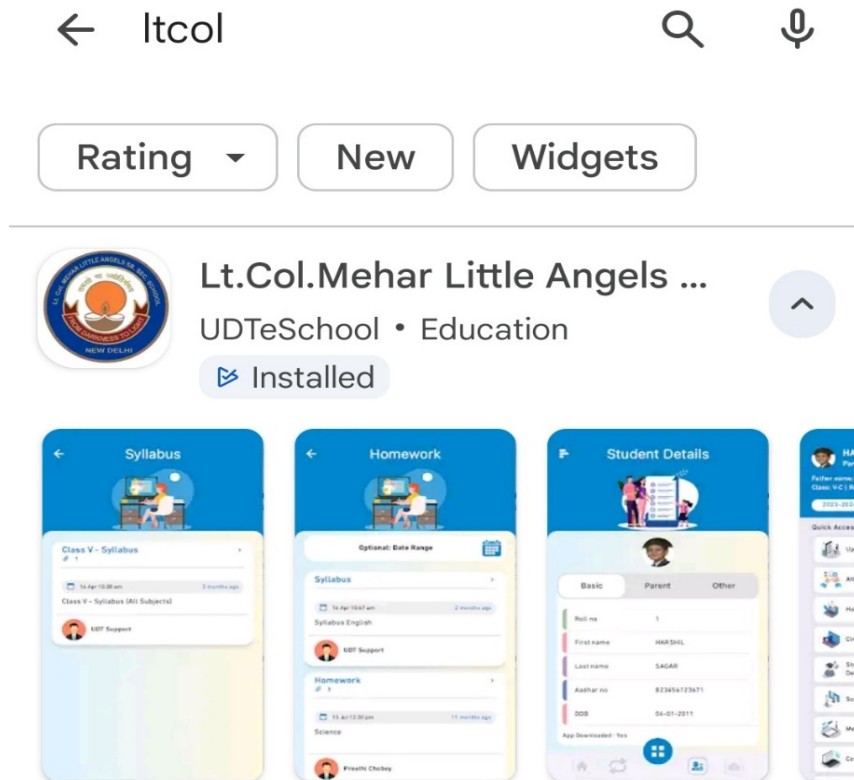
HOW TO DOWNLOAD THE SCHOOL MOBILE APPLICATION

(a) For android users, follow these steps:

1. Open the **Google Play Store**.
2. In the search bar, type "**Ltcol**" (school app).

OR use this direct link:

<https://play.google.com/store/apps/details?id=com.udayateschool.lcmlclass>



3. Tap **Install**.

4. Wait for the app to download and install on your device.
5. Open the app and log in with your school credentials.

School Code: **lcmlclasss**


Username: **Student's Admission Number**


Password: **Registered Mobile Number**




Sign in to Continue

School Code



 User Name

 Password

SIGN IN

(b) For iPhone users, follow these steps:

1. Open the **Apple App Store**.
2. In the search bar, type "**lcmlclasss**" (school app).
OR use this direct link:
<https://apps.apple.com/in/app/lcmlclasss/id6760975730>



LCMLASSS
Udayat Solutions Pvt. Ltd.

Open

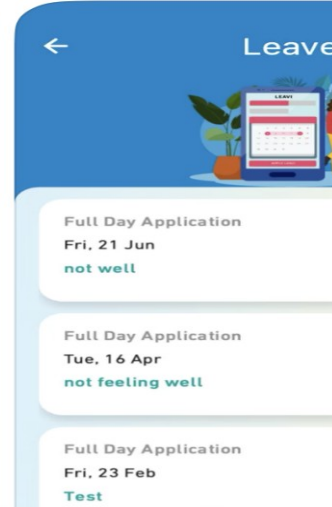
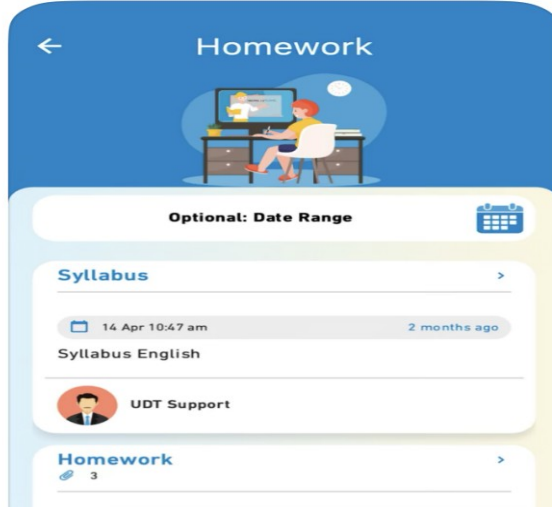
AGES
4+
Years

CATEGORY

Education

DEVELOPER

Udayat Solutions Pvt.





3. Tap **Get** (Install).
4. Wait for the app to download and install.
5. Open the app and log in with your school credentials.
School Code: **lcmlasss**
Username: **Student's Admission Number**
Password: **Registered Mobile Number**




Sign in to Continue

School Code



 User Name

 Password

SIGN IN

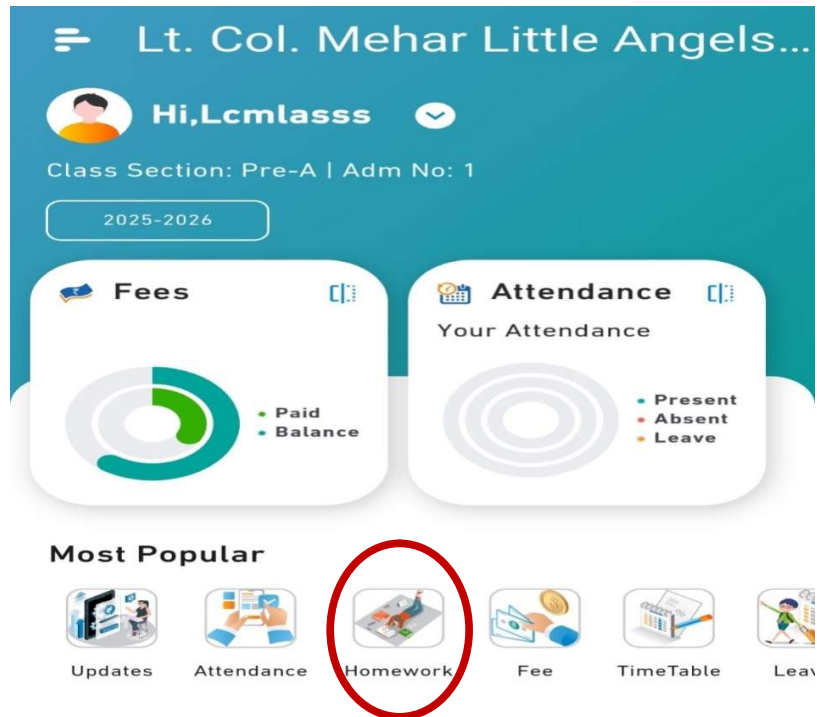
MODULE 1. HOW TO CHECK THE ATTENDANCE.

1. Click on the **Attendance** module to view attendance details.



MODULE 2. HOW TO CHECK THE HOMEWORK

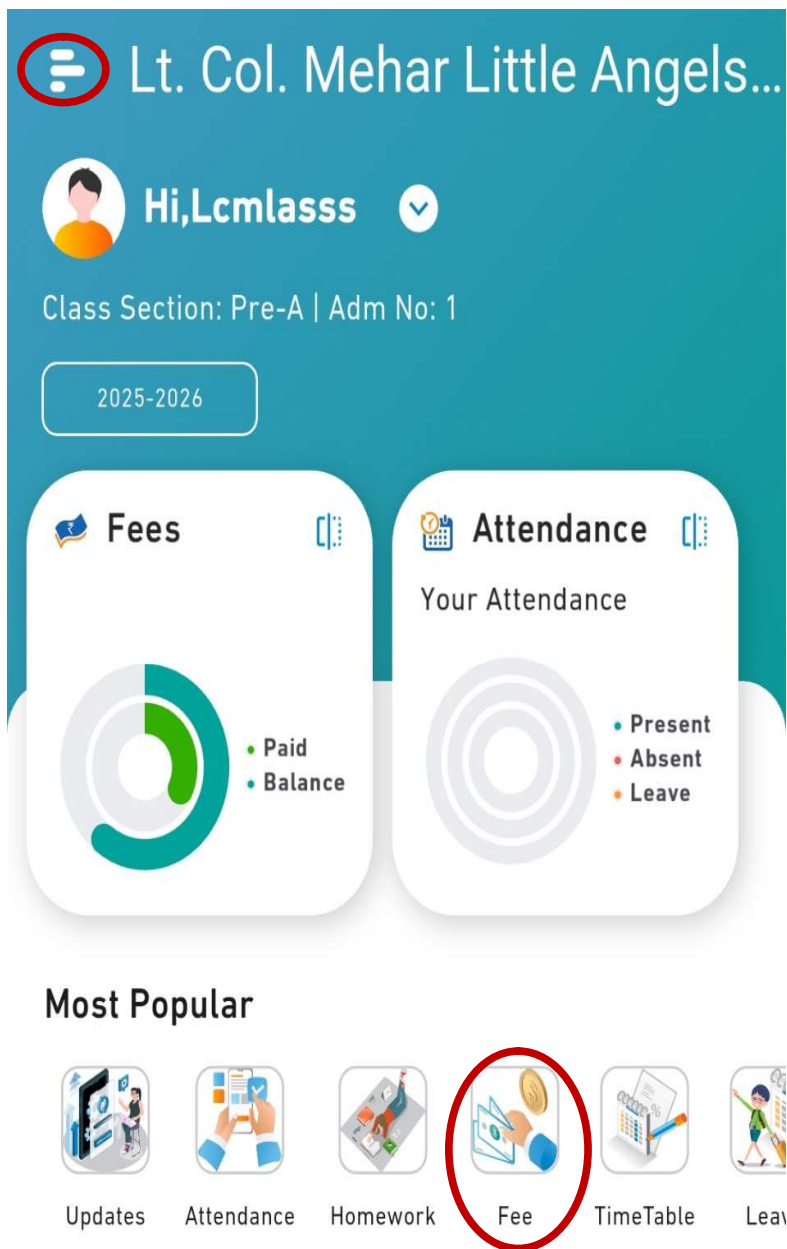
1. Click on the **Homework** module to check the homework.



MODULE 3. HOW TO PAY THE SCHOOL FEE

Follow these steps:

1. Open the **Fee Section** from the home screen or main menu.



2. Select the required installment or month by **checking the box** next to it.
3. **Review** and confirm the total payable amount.
4. Click on **Pay Now**.



Fee Installment

Installment	Paid	Balance	
Apr	0	0	<input checked="" type="checkbox"/>
May +	0	1	<input checked="" type="checkbox"/>
Jun +	0	1	<input type="checkbox"/>
Jul +	0	1	<input type="checkbox"/>
Aug +	0	1	<input type="checkbox"/>
Sep +	0	1	<input type="checkbox"/>
Oct +	0	1	<input type="checkbox"/>
Nov +	0	1	<input type="checkbox"/>
Dec +	0	2	<input type="checkbox"/>
Jan +	0	2	<input type="checkbox"/>
Feb +	0	2	<input type="checkbox"/>
Mar +	0	2	<input type="checkbox"/>


Total Payable: ₹1


Pay Now

Fee Receipts:











- 5. Complete the payment using your **preferred method**.
- 6. Save or download the payment receipt for future reference.

← Fee

 LT COL MEHAR
LITTLE ANGELS SR









Payment Details 
Amount payable: ₹ 1.00

Select payment method

-  **Cards** 
-  **Net Banking** 
-  **NEFT/RTGS** 
-  **UPI** 
-  **Wallet** 

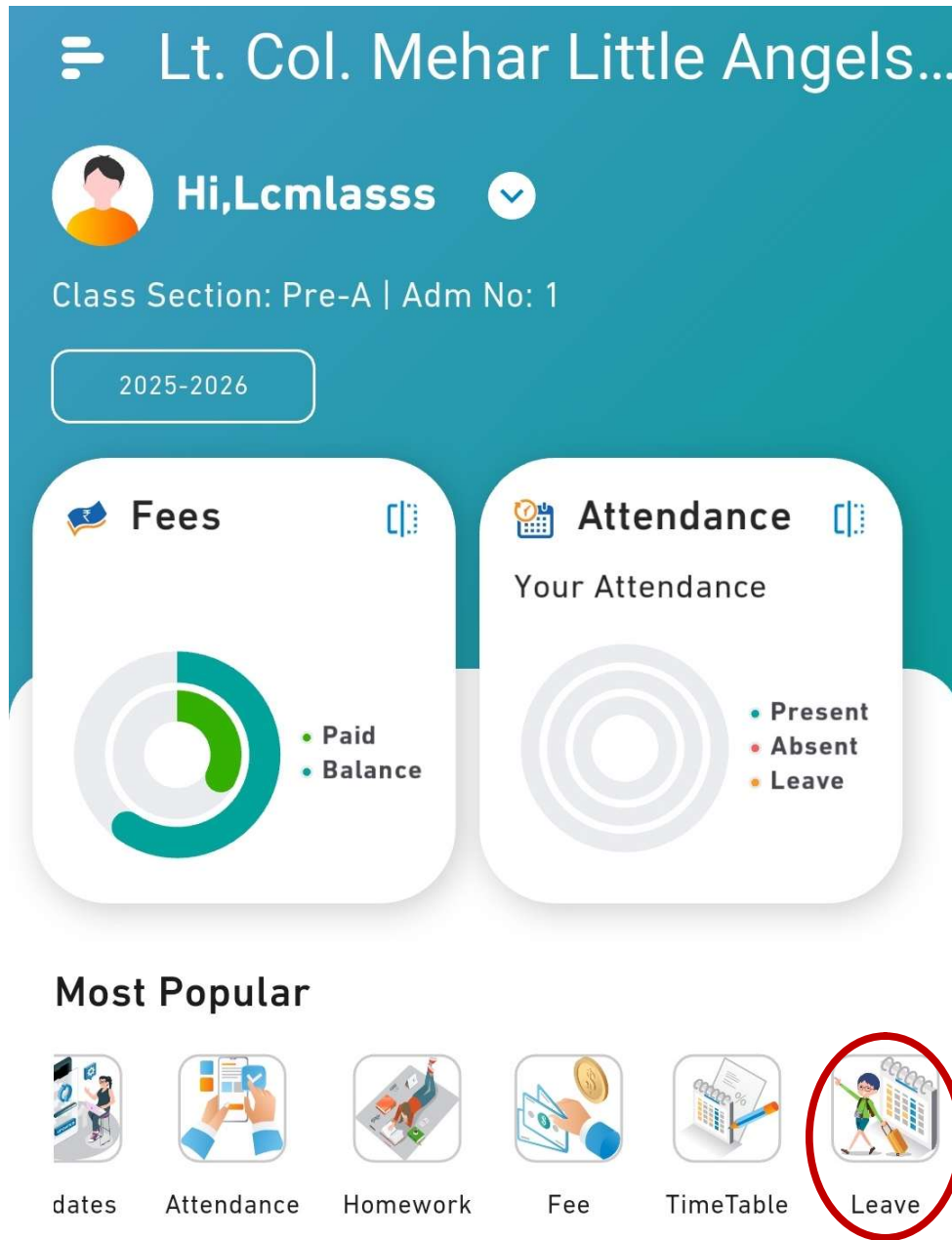
← Fee

Fee Receipts:

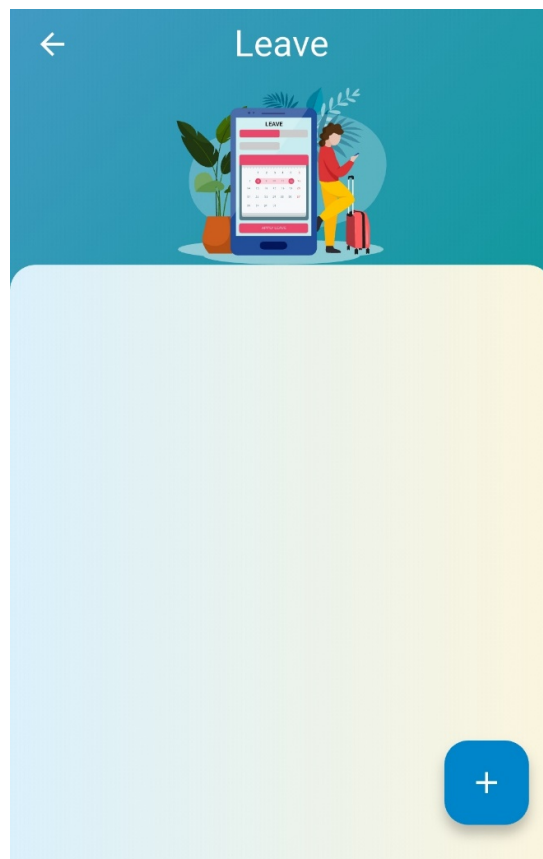
1		1 4 Apr, 2026	
2		2 4 Apr, 2026	
3		2 4 Apr, 2026	
4		1 4 Apr, 2026	

MODULE 4. HOW TO APPLY FOR A SCHOOL LEAVE.

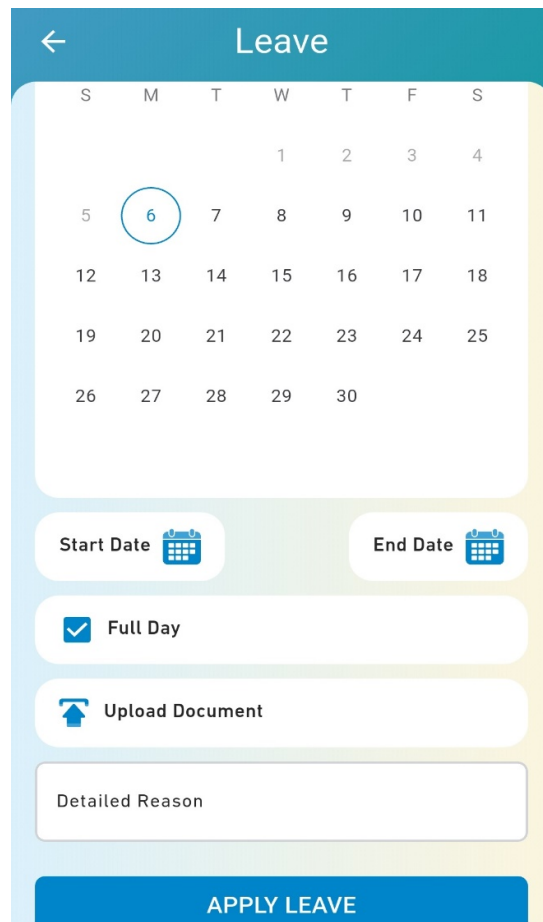
1. Click on the **Leave** module.



2. Tap on the '+' (Add) icon.



3. Select the **Start Date** and **End Date**, upload relevant documents, and enter a detailed reason for leave.
4. Click on the **Apply Leave** button.



Disclaimer: The images shown in this file are for reference purposes only.

GUIDELINES FOR PARENTS

- Ensure that the admission number and registered mobile number are entered correctly while sign in the application.
- Keep your contact details updated with the school.
- Do not share your login credentials.

SUPPORT & ASSISTANCE

For any assistance related to the app, please contact:

- **School Office:** 011-35451680, 35454269
- **Email:** info@laps.in, principal@laps.in

We encourage parents to actively use the school app to stay informed and support their child's learning journey. Your involvement makes a big difference in your child's success.

Regards,



Md. Imran Zafer
HOS/ Vice - Principal (Interim)

HOS / Vice-Principal (Interim)
Lt. Col. Mehar Little Angels Sr. Sec. School
B-5 Block, Paschim Vihar
New Delhi-110063