

Lt. Col. Mehar Little Angels Sr. Sec. School

Holidays Homework (2025-2026)

Summer Holiday Homework

Class –Nursery



Summer, Summer,
Is almost here,
Time for fun,
And swimming gear.

Trips to the beach,
Are always such fun,
Along with baseball,
And games where we run.

Summer, Summer,
Is almost here,
I can hardly wait,
Let's give a big CHEER!!

DEAR PARENTS

We know summer holidays are the time of the year when you get an opportunity to spend time with your child. To keep the little ones indoor in the sweltering heat and to utilize their time in creative activities, we have attempted to design meaningful

Language Development

Show and Tell:

Choose any one object from your surroundings every day and let your child speak a few lines on it (Eg: This is my ball. It is yellow in color. I play with my ball)

Gift of quality time:

Give your children the ultimate gift of time. Children learn by examples. If you are setting a good example for them by spending quality time together, then they will feel secure, confident and responsible. Here are some tips to spend quality time with your children.

- Cook and bake together
- Play indoor games like Ludo, snakes and ladder, carrom board etc.
- Read a book together
- Walk together.
- Make a craft work together.

Story and rhyme time:

Reading story books enhances language and vocabulary development. Make bedtime reading a regular practice with your child (with pictures and large text). After reading stories ask questions like "Did you like the story?", "Who was your favorite character in the story?" etc....

- Suggested story books series: Pratham Books, Pepper Book Series, Bruno Book Series, lady bird (level 1), Bubbles Series

Speaking skills:

To speak in English is need of an hour. Children have a great capacity to absorb the language of sounds. So, we must put every effort into ensuring that the child starts learning this language as early as possible. Try to use below mentioned sentences in your routine conversation.



- Mom, I am tired.
- Please change my clothes.
- May I go to play?
- Let me watch TV.
- Let's go out
- When will Papa come?
- I am hungry / thirsty.
- May I go to washroom.
- Please pass me the vegetables.
- Please clean my face.
- Nice to meet you.

SPECIAL DAYS ACTIVITIES

June 5 – World Environment Day

Here are some of the interesting activities we can encourage our young ones to do

- Make Earth Green – Plant a sapling and water it every day.
- Take care of birds – Keep a bowl of water and grains for birds.
- Save electricity – Don't leave the lights on when you are not in the room.
- Save water – 1. Save water everyday, don't let it go away!
2. Turn off the tap when not in use.
3. Water is precious, don't use it!
4. Let's save water, it helps nature!




- Mom, I am tired.
- Please change my clothes.
- May I go to play?
- Let me watch TV.
- Let's go out
- When will Papa come?
- I am hungry / thirsty.
- May I go to washroom.
- Please pass me the vegetables.
- Please clean my face.
- Nice to meet you.

SPECIAL DAYS ACTIVITIES

June 5 – World Environment Day

Here are some of the interesting activities we can encourage our young ones to do

- Make Earth Green – Plant a sapling and water it every day.
- Take care of birds – Keep a bowl of water and grains for birds.
- Save electricity – Don't leave the lights on when you are not in the room.
- Save water –
 1. Save water everyday, don't let it go away!
 2. Turn off the tap when not in use.
 3. Water is precious, don't use it!
 4. Let's save water, it helps nature!



Reading Assignment

English: (Read English Alphabet) Reading and recognition of pages- 2 to 11.

Hindi: - (Read Hindi) Reading and recognition of pages- 3 to 9.

E.V.S: - (Picture Book A) Reading and recognition pages- 3 to 6 and 9

NOTE-

Kindly take out the printouts of the given PDF and help your ward to complete them neatly.

***Summer Vacation starts from 12th May 2025 i.e.- Monday. *The school will reopen on 1st July 2025 i.e. Tuesday.**

***Kindly compile the Holiday's Homework in a beautiful handmade folder.**

PROJECTS

NURSERY ROSE

- Make the given projects on A3 size sheet and paste 5 -6 pictures of the given letters
- Laminate the sheet and label the flashcards.



Roll No	Alpabets and वर्ण
1	Letters A and B
2	Letters C and D
3	Letters E and F
4	Letter G and H
5	Letters I and J
6	Letters K and L
7	Letters M and N
8	Letters O and P
9	Letters Q and R
10	Letters S and T
11	Letters U and V
12	Letters W and X
13	Letters Y and Z
14	स्वरअऔरआ
15	स्वरइऔरई
16	स्वरउऔरऊ
17	स्वरएऔरऐ

NURSERY LILY

- Make the given projects on A3 size sheet and paste 5 -6 pictures of the given vyanjan
- Laminate the sheet and label the flashcards.



Roll No	Project
Roll No 1	कऔरख
Roll No 2	गऔरघ
Roll No 3	चऔरछ
Roll No 4	जऔरझ
Roll No 5	टऔरठ
Roll No 6	डऔरढ
Roll No 7	तऔरथ
Roll No 8	दऔरध
Roll No 9	नऔरप
Roll No 10	फऔरब
Roll No 11	भऔरम
Roll No12	यऔरर
Roll No13	लऔरव
Roll No14	शऔरष
Roll No15	सऔरह
Roll No16	क्षऔरत्र
Roll No17	स्वरओऔरऔ


Lt. Col. Mehar Little Angels Sr. Sec. School

Date-_____

Name-_____

PATTERN

Complete the Standing lines neatly.



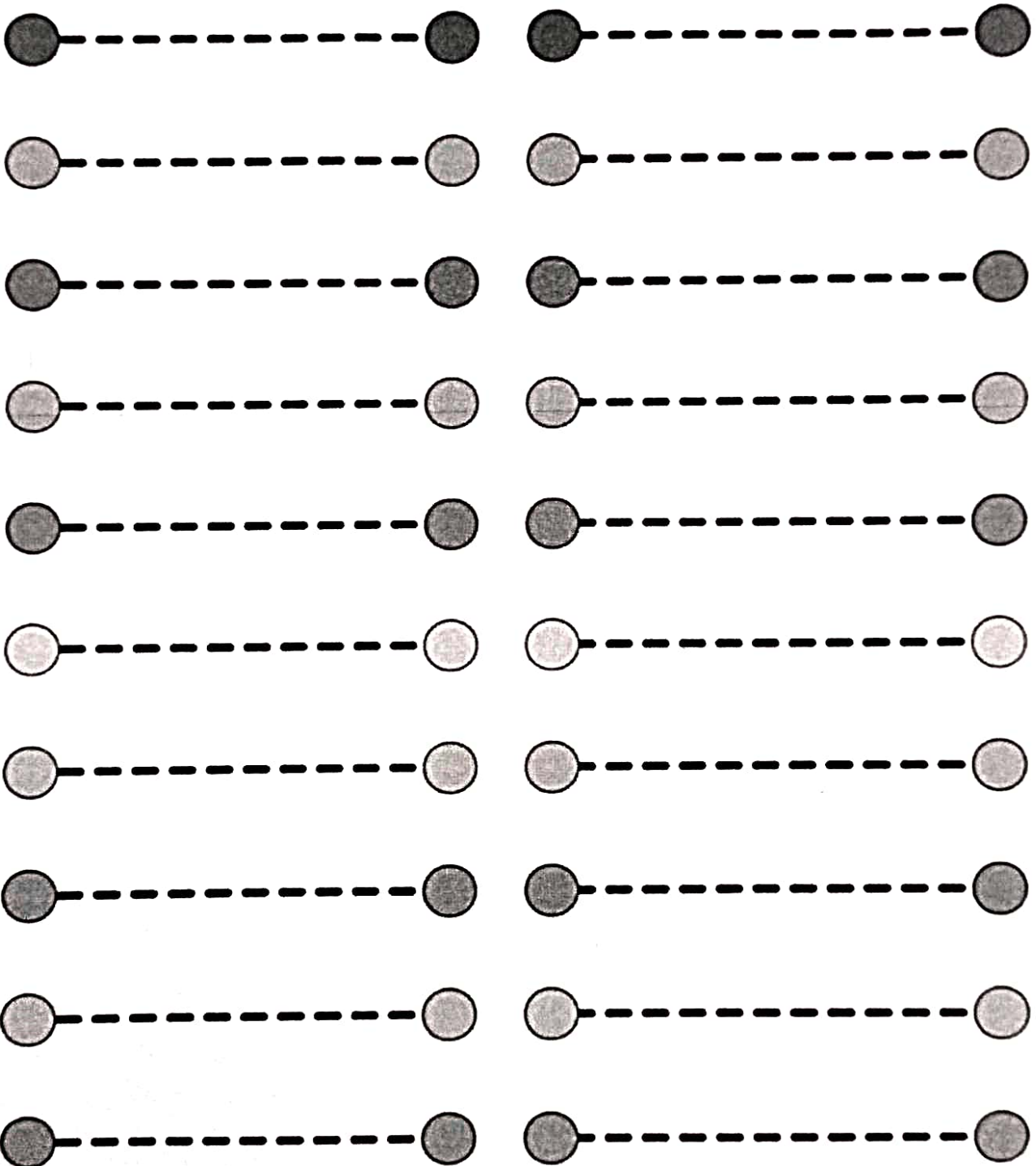
Lt. Col. Mehar Little Angels Sr. Sec. School

Date-_____

Name-_____

PATTERN

Complete the Sleeping lines neatly.




Lt. Col. Mehar Little Angels Sr. Sec. School

Date-_____

Name-_____

PATTERN

Complete the Rain fall with crayon beautifully.



Lt. Col. Mehar Little Angels Sr. Sec. School

Date- _____


Name- _____

Trace the patterns.

STANDING LINE



SLEEPING LINE



SLANTING LINE



Lt.Col.Mehar Little Angels Sr. Sec. School

Date: _____

Name: _____

Trace the letter

L

for



Lion

L

Lt.Col.Mehar Little Angels Sr. Sec. School

Date: _____

Name: _____

Trace the letter

T

for



Tree

T

.

.

.

.

.

.

.

.

.

.

.

.

.

.

.

.

.

.

.

.

.

.

.

.

.

.

.

.

Lt.Col.Mehar Little Angels Sr. Sec. School

Date: _____

Name: _____

Trace the letter

I

for



Ice-Cream

I

.

.

.

.

.

.

.

.

.

.

.

.

.

.

.

.

.

.

.

.

.

.

.

.

Lt. Col. Mehar Little Angels Sr. Sec. School

Count and colour

Colour hearts according to the given numbers.

4



3



5



2



1

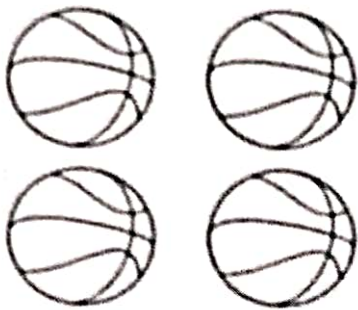


Lt.Col. Mehar Little Angels Sr. Sec. School


Colour, Count and Circle.




4 2 3



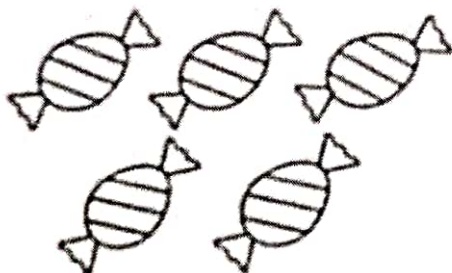
5 1 4



2 3 1



3 2 4




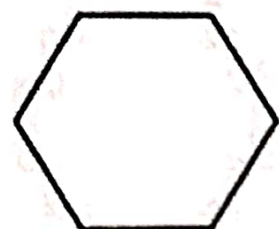
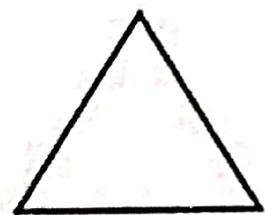


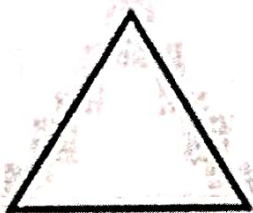
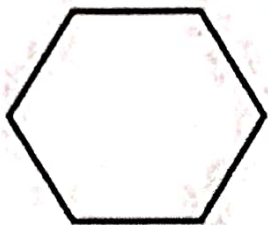

1 5 2

Lt.Col.Mehar Little Angels Sr. Sec. School

Date:_____

Name:_____

Colour and match the shapes.








Lt. Col. Mehar Little Angels Sr. Sec. School

Date- _____

Name- _____

Count, colour and match.



Lt.Col.Mehar Little Angels Sr. Sec. School

Date:_____

Name:_____

HAPPY FATHER'S DAY

Colour the cup for your Dad.



Lt.Col.Mehar Little Angels Sr. Sec. School

Date:_____

Name:_____

**Do ' Padmasana ' regularly in the morning
and colour the picture beautifully.**




Lt.Col.Mehar Little Angels Sr. Sec. School

Date:_____

Name:_____

Colour the water and make the elephant beautiful with your ' Thumb Impression '.




Lt.Col.Mehar Little Angels Sr. Sec. School

Date:_____

Name:_____

Colour the picture neatly.




Lt. Col. Mehar Little Angels Sr. Sec. School


Date-_____

Name-_____


Colour the Fruits beautifully.




apple




grapes




orange




banana



pineapple



watermelon



strawberry


Lt.Col.Mehar Little Angels Sr. Sec. School

Date:_____

Name:_____

'Tweety'

Colour me beautifully.








Lt.Col.Mehar Little Angels Sr. Sec. School

Date:_____

Name:_____

**Colour the objects we use in
Summer Season.**



Summer



Lt. Col. Mehar Little Angels Sr. Sec. School

Date- _____

Name- _____

**Colour the 'Peepa Pig' and decorate it with
'STUDS'.**




Lt.Col.Mehar Little Angels Sr. Sec. School

Date:_____

Name:_____

**Colour and decorate the flowers with 'Tambra' Sheets'
and butterfly with ' Glitters ' and 'Studs ' .**




Lt.Col.Mehar Little Angels Sr. Sec. School

Date:_____

Name:_____

Do paper 'Tearing and Pasting' to make the butterfly beautiful.



Lt.Col.Mehar Little Angels Sr. Sec. School

Date:_____

Name:_____

**Colour and decorate the octopus with
colourful bindis.**

