

**Lt. Col. Mehar Little Angels Sr. Sec. School**  
**Holiday Home Work (2025-2026)**  
**Class - V**



Dear students,

IT'S SUMMER TIME AGAIN!

Everyone looks forward for Summer because of:

S – song of the cuckoo

U – under the trees in the park

M – my friends coming over to my house

M- many days at the beach

E- everyone loves summer vacation

R- ready for the next school year

Definitely it is FUNTIME but you must find SOMETIME to practise various subjects. Holiday Homework is important to keep you in touch with your studies

General Instructions:

- Mention your name, class, subject and make separate folders for each subject.
- Use your creativity and imagination wherever required.
- Submit your holiday homework when the school re-opens.

## **ENGLISH**

- A. The sweetest songs are those that are sung under the blue skies. But unfortunately we appreciate the value of freedom only after it is lost. Make an attractive poster on A-3 sized sheet highlighting the importance of freedom. Remember to pen down a catchy slogan too.
- B. Family Portrait – Our family is very special to us. Be a reporter and interview two family members ( parents, grandparents, brothers and sisters etc.). Click and paste pictures and write: ( on A4 sized sheets)
  - a. Place and date of birth
  - b. Their hobbies
  - c. Their favourite food, colour, novel, movie etc.
  - d. Who is their role model.
  - e. What are the qualities you like in them.

C. Create a travelogue or Visit to a place.

- a. Place you visited during summer vacation.
- b. Various places with pictures and the importance of each place.
- c. Language spoken there and the dress worn by natives.
- d. Why did you choose to visit this place.
- e. What is the best thing you liked about the place.

D. Make a Chart on Parts Of Speech.

E. Do the writing work in English Cursive Book.

## हिंदी

1. सुरखी हिंदी पाठमाला - पाठ 1, 2 और 3 के शब्दार्थ तथा प्रश्नोत्तर याद कीजिए। पाठ 4 और 5 पढ़िए तथा कठिन-शब्द पुस्तक में रेखांकित कीजिए।

2. हमारी हिंदी व्याकरण - पाठ 1 और 2 के अभ्यास कार्य दोहराएँ। पाठ 3 और 4 के अभ्यास-कार्य पुस्तक में स्वयं करने की कोशिश कीजिए।

3. सुलेख कार्य - सुलेखन पुस्तक के पृष्ठ 11 से 40 कीजिए ।

4. कार्यपत्रिका - दी गई कार्य-पत्रिकाओं के प्रिंट लीजिए तथा कीजिए।

5. रचनात्मक कार्य - 'देश- प्रेम' से संबंधित कविताएँ पढ़िए और कोई एक कविता ए-3 शीट पर लिखिए तथा संबंधित चित्र बनाइए या चिपकाइए।

6. परियोजना कार्य - भारतवर्ष के किन्हीं पाँच स्वतंत्रता सेनानियों के बारे में जानकारी एकत्रित कीजिए तथा चित्र सहित ए-4 शीट्स पर लिखिए ।

## MATHEMATICS

1. Revise Chapter -1, 2. Practice sums of all Exercises.
2. Learn tables – 2 to 20.

### 3. PROJECT:

Topic: (OUR RIGHT TO VOTE)

An Indian can vote only if he/she is 18+. The power to vote for your country is an important part of a democratic country. While many are eligible to cast vote, few are enthusiastic about it. Given below is the number of votes eligible to vote in India. Read the table carefully and answer the questions that follow :

( Do this project on A-4 size ruled coloured sheets. Make its cover page. Use coloured pens and be creative )

#### OUR RIGHT TO VOTE

S.NO. CATEGORY NO. OF ELECTORS

1. Male Electors	497231994
2. Female Electors	471541888
3. Third Gender Electors	48044
4. People with Disabilities (PwD)	8835449
5. Overseas Electors	118429
6. Service Electors	1908194
7. Electors in 18-19 age group	18481610
8. Electors in 20-29 age group	197437160

#### QUESTIONS :-

1. Write all the numbers in words in both Indian and International Place Value System.
2. Arrange them in ascending order.
3. How many more male electors are there than female electors?
4. How many electors are in the age group (18-29) years?
5. Write the successor of number of PWD electors.
6. Write number of Overseas Electors in expanded form .
7. Find the difference of two 9's place value in the Service Electors number.
8. How many total electors are there? (Hint: Males + Females + Third Gender)

#### IV. Subject Enrichment Activities –

(Use A3 size sheets, coloured / marker pens, decorative material)

1. Vedic Maths Tricks – (Write any two Vedic Maths tricks)
2. Energy Conservation – (Prepare a calendar for the month of June 2024 and write the small steps that you can take each day to conserve energy at home).

#### **EVS**

1. Read lessons 1,2,3 and 4 . Revise the exercises and copy work.
2. “Go Green”- How exciting is to see a plant growing when you grow it with your little hands. Create a planter using old can/plastic bottle/broken mug, etc. Decorate it with any recycled material.
3. “Project work”-

- Roll no. – 1 to 20

Collect information and pictures about any 2 Local/Traditional Games of our country. Present it neatly and creatively using A-3 size sheet.

- Roll no. – 20 to 40

4. Till few years back girls were discouraged to participate in sports. But today girls are making their Mark in sports and games. Collect information about any 2 famous Indian sports women (their name, achievement, etc) and related pictures. Create a chart using A-3 size sheet.

#### **G.K**

1. Write 3 current Affairs daily from English book Newspaper and write in notebook or scrapbook.
2. Make a poster about a famous scientist, inventor on any one mathematician in A3 size sheet.
3. Revise Chapter – 1 to Chapter – 15.
4. Create a word search or Crossword puzzle on any one of the following topics on A-3 size sheet.
  - Countries and Capitals
  - Famous Landmarks
  - Historical figures

## COMPUTER

1. Fill in the blanks with the help of clues.

Printer, keyboard, mouse, CPU, hard drive, monitor

- a. The \_\_\_\_\_ is the central part of the computer that processes information.
  - b. The \_\_\_\_\_ is used to display the output on the computer screen.
  - c. A \_\_\_\_\_ is used to input data by typing letters and numbers.
  - d. The \_\_\_\_\_ allows the user to move the cursor on the screen.
  - e. The \_\_\_\_\_ stores all the data and programs in a computer.
  - f. The \_\_\_\_\_ device helps to print the output on paper.
2. Write the steps of 'Inserting a Table'.
3. Make a colourful Poster.

Draw the inside of a CPU (showing components like the Motherboard, Processor, RAM, and Hard Disk).

4. Create a "Input Devices" Chart:
- a. Make a colourful chart showing the different input devices of a computer.
  - b. Label them clearly.
  - c. Also add some fun facts about each input device to make your chart more informative!

5. Create a table on MS Word and enter data of 5 students and 5 subjects.

Give them marks in the table.

Give a heading "Report Card" and merge the cells

Design the Table using 'Table Design' Tab.

## Art

1. Make 2-3 3-D Flowers of A4 size colourful sheets.
2. Draw a painting by Oil Pastel on A3 size sheet.
3. Make a card on Father's Day

## ENGLISH CLASS – 5

## WORKSHEET- 1 CROSSWORD PUZZLE

NAME- \_\_\_\_\_ CLASS- \_\_\_\_\_ SEC- \_\_\_\_\_ ROLL NO. \_\_\_\_\_

A. Find the ee words in the grid and write them beside their meanings below

### A. Find the ee words in the grid and write them beside their meanings

C	Q	U	E	E	N	F	W
H	C	R	E	E	K	I	H
E	S	W	E	E	T	F	E
E	F	L	E	E	T	T	E
S	K	N	E	E	L	E	L
E	S	T	E	E	L	E	S
A	S	L	E	E	P	N	X

1. A building material from iron \_\_\_\_\_
2. Group of ships \_\_\_\_\_
3. To bend on one knee \_\_\_\_\_
4. A small stream \_\_\_\_\_
5. A Royal family member \_\_\_\_\_
6. Food made from milk \_\_\_\_\_
7. Not sour \_\_\_\_\_
8. Not awake \_\_\_\_\_
9. It's a number \_\_\_\_\_
10. They help the vehicle to move \_\_\_\_\_.

## ENGLISH CLASS – 5

### WORKSHEET – 2

NAME - \_\_\_\_\_ CLASS - \_\_\_\_\_ SEC- \_\_\_\_\_ ROLL NO. \_\_\_\_\_

Pick out the nouns from the passage and write what kind each noun is.

Krishnadevaraya was a famous king. He was known for his intelligence and honesty. He was also very sincere. His favourite courtier was Tenali Raman, who was well known in the court for his wit and humour. Tenali Raman did not receive any formal education during his childhood, but became a great scholar, due to his thirst for knowledge.

Troupes of artists visited Krishnadevaraya's court at Vijayanagar in Andhra Pradesh, and there was a lot of merriment and laughter. He built the Vithalaswamy temple and the Hazar Rama Temple . He was also known as Andhra Bhoja and Kannada Rajya Ramana .

- a. Common Noun
- b. Proper Noun
- c. Collective Noun
- d. Abstract Noun

## ENGLISH CLASS – 5

### WORKSHEET – 3

NAME- \_\_\_\_\_ CLASS- \_\_\_\_\_ SEC- \_\_\_\_\_ ROLL NO. \_\_\_\_\_

1. Write the plural for these nouns-
  - a. King
  - b. Child-
  - c. Leaf-



- d. Toy-
  - e. Brush-
  - f. Mouse-
  - g. Deer-
  - h. Watch-
  - i. Foot-
  - j. Ox-
- 

2. Match the collective nouns in column A with the objects they refer to in column

Column A

- 1. Album
- 2. Bunch
- 3. Crew
- 4. Flock
- 5. Pack
- 6. Pride
- 7. Herd
- 8. Shoal
- 9. Grove
- 10. Set
- 11. String
- 12. Chest
- 13. Swarm
- 14. Library
- 15. Suite

Column B

- 1. Cards
- 2. Sheep, birds
- 3. Grapes, Keys
- 4. Photographs
- 5. Cattle
- 6. Sailors
- 7. Pearls
- 8. Bees
- 9. Fish
- 10. Drawers
- 11. Trees
- 12. Rooms
- 13. Tools
- 14. Lions
- 15. Book

## हिंदी कार्यपत्रिका

नाम - \_\_\_\_\_

कक्षा - पाँचवीं

અનુક્રમાંક - \_\_\_\_\_

प्रश्न 1 दिए गए चित्र को देखो और सात - आठ वाक्यों में उसका वर्णन करो ।

This image shows a blank sheet of white paper with horizontal ruling lines. The lines are evenly spaced and extend across the width of the page. There are no margins, text, or other markings on the paper.

प्रश्न 2. गद्यांश को ध्यान से पढ़ो तथा दिए गए प्रश्नों के उत्तर लिखो।

एक बार नेहरू जी रूस की यात्रा पर गए। वहाँ उनका बहुत शानदार स्वागत हुआ। रूस के किसी एक गाँव का एक बच्चा भी उन्हें देखने आया, पर पहरेदारों ने उसे अंदर नहीं जाने दिया। बच्चा निराश होकर रोते-रोते वहीं बैठ गया। कुछ देर बाद नेहरू जी बाहर आए और बच्चे को रोता हुआ देखकर प्यार से पूछा, “तुम क्यों रो रहे हो?” बच्चे ने उत्तर दिया, “मैं एक गरीब लड़का हूँ और दूर के एक गाँव से नेहरू जी को देखने आया हूँ, पर पहरेदार ने मुझे अंदर नहीं जाने दिया।” नेहरू जी ने बच्चे को गले से लगा लिया। बच्चा यह नहीं जानता था कि वही नेहरू जी थे, फिर भी उसने उन्हें फूलों का गुलदस्ता दे दिया। नेहरू जी ने उस बच्चे को एक पेन और फोटो उपहार में देते हुए कहा, “ मैं ही पंडित नेहरू हूँ और मुझे तुमसे मिलकर बहुत खुशी हुई। आशा है, तुम भारत का नाम हमेशा याद रखोगे।”

(क) नेहरू जी किस देश की यात्रा करने गए थे?

---

---

(ख) बच्चे ने नेहरू जी को अपने रोने का क्या कारण बताया?

---

---

(ग) नेहरू जी ने बच्चे को उपहार में क्या दिया?

---

---

(घ) “मुझे तुमसे मिलकर बहुत खुशी हुई” यह वाक्य किसने, किससे कहा?

---

---

(ङ) बच्चा निराश क्यों हुआ?

---

---

(च) गद्यांश का उचित शीर्षक लिखो।

---

---

(छ) विलोम शब्द लिखो।

अंदर - \_\_\_\_\_ गरीब - \_\_\_\_\_



Draw a circle around the object in each box that you think would weigh more.

1.



2.



3.



4.



5.



6.





## People with disabilities



Draw a line to match the descriptions to the words.

- |                              |           |
|------------------------------|-----------|
| 1. a person who cannot speak | paralyzed |
| 2. a person who cannot see   | dumb      |
| 3. a person who cannot move  | deaf      |
| 4. a person who cannot hear  | blind     |

Drag a word from the box to complete each sentence.

wheel chair

Braille

physical

hear

5. Some people are treated differently because of their \_\_\_\_\_ disabilities.
6. A paralyzed person needs a \_\_\_\_\_ to move.
7. Hearing aids help people to \_\_\_\_\_ better.
8. Blind people read and write using \_\_\_\_\_.

Name: \_\_\_\_\_

## Disabilities



Read each description carefully, choose the word from the box below that best matches each definition.

disability      mental disability      paralysis      physical disability

1. A disability that has to do with the mind. \_\_\_\_\_
2. A disability in which a person cannot walk. \_\_\_\_\_
3. A condition that prevents the body from working as it should.  
\_\_\_\_\_
4. A disability that has to do with the body. \_\_\_\_\_

Tell whether the following disabilities are physical or mental.


5. blindness \_\_\_\_\_
6. deafness \_\_\_\_\_
7. learning difficulties \_\_\_\_\_
8. cripple \_\_\_\_\_
9. mental retardation \_\_\_\_\_
10. speech defects \_\_\_\_\_



Choose the correct answer.


11. What do disabled people want from others? \_\_\_\_\_
12. What do disabled people want for themselves? \_\_\_\_\_

1. Write the number of the sport in the Indoor or Outdoor category. There are 6 of each.
2. Write the names of the sports in the chart (tabla) below




1	2	3	4
5	6	7	8
9	10	11	12





**Trace and color**







Name:

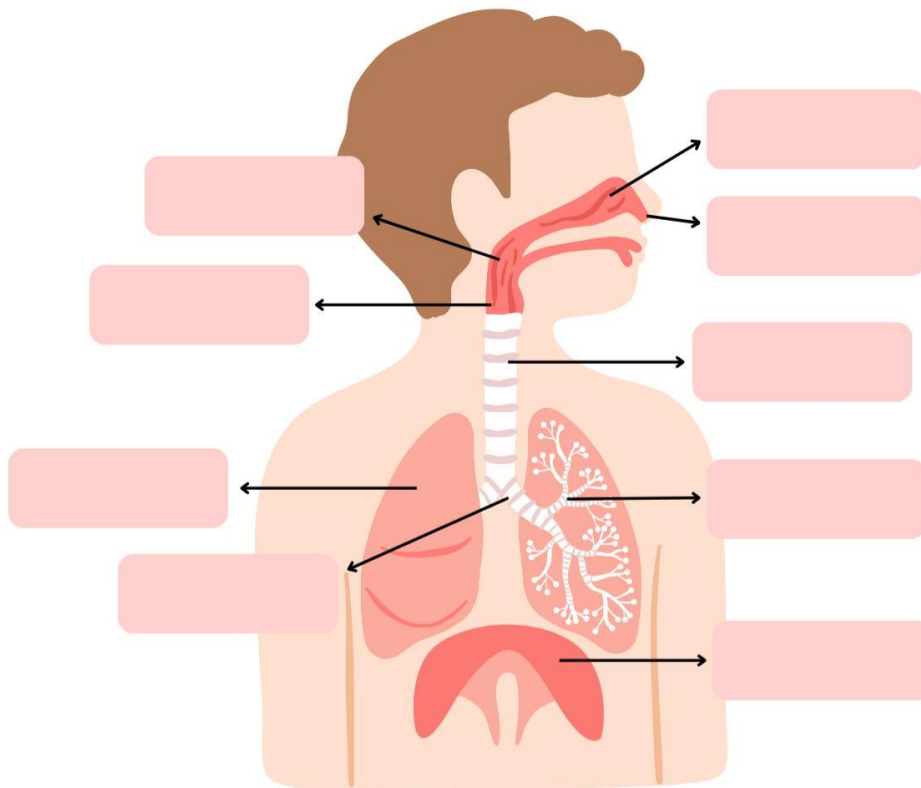
Section:

Date:

Teacher:

# Respiratory System

Label the various parts of the respiratory system.



Nose

Trachea

Bronchi

Diaphragm

Nasal Cavity

Lung

Bronchioles

Larynx

Pharynx

