

**Lt. Col. Mehar Little Angels Sr. Sec. School**  
**Summer Holiday Home Work (2025-2026)**  
**Class-IV**

"The holiday season is a perfect time to reflect on blessings and take out ways to make life better for those around us". Summer Vacation is the most awaited time for parents and kids alike. Thus, our responsibilities get double to keep our children active. Considering this, we have tried to keep "Summer Holidays Homework" simple and informative but interesting as well, so that our children love to spend their time in completing it. The objective of holidays homework is to enable our kids work independently and also to improve their academic skills. Prepare a systematic timetable and follow it religiously from the very first day. Allow your children to complete homework on his/her own under your guidance. Holidays Homework is an interesting way to utilise the time in the most fruitful way. Summer Vacation is a time to exhilarate and rejuvenate oneself... It's a break from alarm clocks, all the hustle-bustle of the daily routine. It's time for fun, frolic, going for morning walks with family, playing for longer hours with friends, going for picnics, exploring new places and watching your favourite shows and movies. But there is a lot more that can be done to make vacation more interesting and meaningful. In order to facilitate learning and to develop regular study habits in children, we send this Holiday Homework for them. This homework has been designed keeping in mind the long break so that our learners stay connected to the ongoing process of learning. Children should be encouraged to sit for an hour at a time to concentrate on a given task on regular basis. This will keep them engaged throughout the holidays as well as keep the enthusiasm alive for completing the work. The work is to be done neatly and submitted to the teachers after the vacation. Wishing you all a very enjoyable and fun-packed summer break!





## INSTRUCTIONS:

1. Make sure to write your name, class and roll number on each and every sheet of your homework of all the subjects.
2. Submit your homework of all the subjects in different folders.

## ENGLISH:

1. **Smart English:** Learn Lesson 1 and 2. Read lesson 3 and 4 and give dictations of difficult words.
2. **Grammar:** Revise all exercises of Lesson 1, 2 and 3. Try to solve the exercises of Lesson 4 and 5 yourself.
3. **Cursive Writing:** Do page number 11 to 40 in your Writing Expert Book.
4. **Assignments:** Take the printouts of the given assignments and do the same.
5. **Creative Work:** On an A3 size coloured sheet write a poem on 'patriotism' and draw/paste related picture also.
6. **Project Work:** On an A3 size coloured sheet make a project on the topic 'Types of Sentences.' Use your creative ideas to give examples of each type of sentence.

## HINDI:

1. **सुरखी हिंदी पाठमाला** - पाठ 1 और 2 याद कीजिए। पाठ 3 और 4 पढ़ें तथा कठिन शब्द रेखांकित कीजिए।
2. **हमारी हिंदी व्याकरण** - पाठ 1 और 2 के अभ्यास कार्य दोहराएँ। पाठ 3 और 4 के अभ्यास कार्य स्वयं करने की कोशिश कीजिए।
3. **सुलेख कार्य** - सुलेखन पुस्तक के पृष्ठ 11 से 40 तक कीजिए।
4. **कार्यपत्रिका** - दी गई कार्यपत्रिकाओं के प्रिंट लीजिए तथा पूर्ण कीजिए।
5. **रचनात्मक कार्य** - 'किताबें' अथवा 'शिक्षक' विषयों से जुड़ी कविताएँ पढ़िए तथा कोई एक कविता ए - 3 शीट पर लिखिए तथा संबंधित चित्र बनाओ / चिपकाओ।
6. **परियोजना कार्य** - ए - 3 शीट पर 'हिंदी दिवस' विषय पर पोस्टर बनाइए।

## MATHEMATICS:

1. Practice Chapters 2 and 3.
2. Learn Tables upto 20.
3. Do Worksheets 3 to 8 in Mental Mathematics Book.
4. **Activity Time:**

- 
1. On A-3 sheets, make attractive Charts as per your Roll No:

**Roll Nos 1 to 10** Roman Numerals

**Roll Nos 11 to 20** Geometry

**Roll Nos 21 to 30** Multiples and Factors

**Roll Nos 31 to 40** Data Handling

2. Recycle each and everyday:

**Roll Nos 1 to 20**

**Wind Chime**

Make a beautiful wind chime of geometrical shapes like cube, cuboid, cone cylinder, prism, etc. using waste material like old toys, artifacts, wooden blocks, etc. and decorate it creatively.

**Roll Nos 21 to 40**

**Fraction Model**

Make working model on Types of Fractions using waste material at home like: old cd's, cartons, etc.

**E.V.S.:**

1. Read lessons 1 to 4. Revise the exercises and copy work.

2. We all are enjoying the Beauty and Bounty of mother nature. To create awareness about the ways to safeguard our environment – write slogans on topic “Save Our Environment”. Use A-3 size sheet and also draw related pictures with slogan.

### 3. “Project Work”

- Collage activity (Roll no-1 to 15)
- Collect pictures of Indoor and Outdoor games and create a neat and presentable collage on each using A-3 size sheets.
- Roll no. 16 Onwards –
- Some animals have super senses as they can hear sounds which humans can't while some can see in the dark.
- Collect information and pictures of any 2 such animals and present them neatly on A-3 size sheet.

**GENERAL KNOWLEDGE:**



1. Learn Activities 1 to 11.

2. Do the following on A-3 size sheets:

- (a) Paste or draw a beautiful picture of your favourite festival and write few lines about it.
- (b) Make a collage of pictures on Musical Instruments.
- (c) Some interesting facts on animals.

### **COMPUTER:**

1. Fill in the blanks with the help of the given clues.

**Keyboard, input, storage, output, Pen drive, speaker**

- a. A \_\_\_\_\_ device is used to give data or instructions to the computer.
- b. A \_\_\_\_\_ device is used to display the result of a computer's processing.
- c. A \_\_\_\_\_ device allows you to store information permanently or temporarily.
- d. A \_\_\_\_\_ is an example of an input device that helps you to type letters and numbers into the computer.
- e. A \_\_\_\_\_ is an output device that allows you to listen to sounds or music from the computer.
- f. \_\_\_\_\_ is an example of a storage device used to save files.

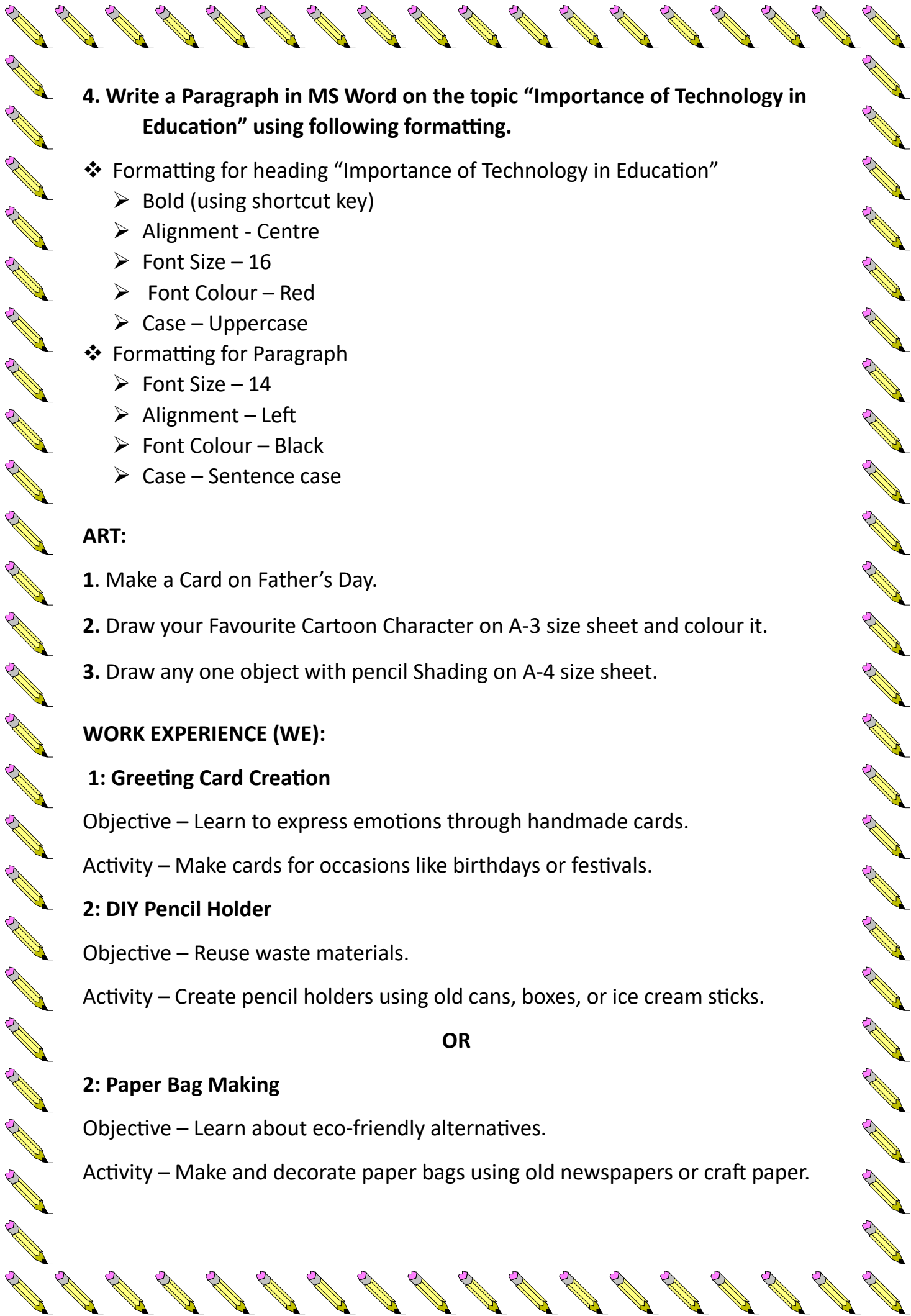
2. Create a "Device Chart" for Input, Output, and Storage Devices:

- Make a chart with three columns: Input Devices, Output Devices, and Storage Devices.
- In each column, write at least three devices you know, and draw pictures of them.

3. Make a Poster

- ❖ Draw a picture of a computer with the following devices: keyboard, mouse, monitor, CPU and speaker. Label all the devices as input, output, or processor.





#### 4. Write a Paragraph in MS Word on the topic “Importance of Technology in Education” using following formatting.

- ❖ Formatting for heading “Importance of Technology in Education”

- Bold (using shortcut key)
- Alignment - Centre
- Font Size – 16
- Font Colour – Red
- Case – Uppercase

- ❖ Formatting for Paragraph

- Font Size – 14
- Alignment – Left
- Font Colour – Black
- Case – Sentence case

#### ART:

1. Make a Card on Father’s Day.
2. Draw your Favourite Cartoon Character on A-3 size sheet and colour it.
3. Draw any one object with pencil Shading on A-4 size sheet.

#### WORK EXPERIENCE (WE):

##### 1: Greeting Card Creation

Objective – Learn to express emotions through handmade cards.

Activity – Make cards for occasions like birthdays or festivals.

##### 2: DIY Pencil Holder

Objective – Reuse waste materials.


Activity – Create pencil holders using old cans, boxes, or ice cream sticks.

OR

##### 2: Paper Bag Making

Objective – Learn about eco-friendly alternatives.

Activity – Make and decorate paper bags using old newspapers or craft paper.

A decorative border of yellow pencils with pink erasers surrounds the central text. The pencils are arranged in a rectangular frame, with the top and bottom edges having more pencils than the sides.

# ENGLISH

# ASSIGNMENTS

# The Alphabetical Order

Worksheet

1

Name : \_\_\_\_\_ Class : \_\_\_\_\_ Sec. : \_\_\_\_\_ Roll No. : \_\_\_\_\_

1. Look at the pictures and their names below. Write them in Alphabetical Order:



tap



axe



nest



zebra



fish



umbrella



jug



bell



goat



violin



queen



hammer



owl



drum



sheep



elephant



pen



camel



monkey



lion

- |           |           |           |           |           |
|-----------|-----------|-----------|-----------|-----------|
| 1. _____  | 2. _____  | 3. _____  | 4. _____  | 5. _____  |
| 6. _____  | 7. _____  | 8. _____  | 9. _____  | 10. _____ |
| 11. _____ | 12. _____ | 13. _____ | 14. _____ | 15. _____ |
| 16. _____ | 17. _____ | 18. _____ | 19. _____ | 20. _____ |

2. Arrange each set of words in Alphabetical Order:

- |            |         |          |          |            |
|------------|---------|----------|----------|------------|
| 1. ox,     | cow,    | buffalo, | dog,     | tiger      |
| _____      | _____   | _____    | _____    | _____      |
| 2. John,   | Mary,   | Radha,   | Ankita,  | Ekta       |
| _____      | _____   | _____    | _____    | _____      |
| 3. Class,  | table,  | chair,   | desk,    | blackboard |
| _____      | _____   | _____    | _____    | _____      |
| 4. yellow, | orange, | green,   | white,   | black      |
| _____      | _____   | _____    | _____    | _____      |
| 5. banana, | mango,  | apple,   | lemon,   | pear       |
| _____      | _____   | _____    | _____    | _____      |
| 6. player, | ground, | whistle, | captain, | football   |
| _____      | _____   | _____    | _____    | _____      |

3. Write the names of the days of the week Alphabetical Order:

- |          |          |          |
|----------|----------|----------|
| 1. _____ | 2. _____ | 3. _____ |
| 4. _____ | 5. _____ | 6. _____ |
| 7. _____ |          |          |

4. Write the names of all the months in the year in Alphabetical Order:

- |           |           |           |
|-----------|-----------|-----------|
| 1. _____  | 2. _____  | 3. _____  |
| 4. _____  | 5. _____  | 6. _____  |
| 7. _____  | 8. _____  | 9. _____  |
| 10. _____ | 11. _____ | 12. _____ |

5. Write a list of 12 food words in Alphabetical Order:

- |           |           |           |
|-----------|-----------|-----------|
| 1. _____  | 2. _____  | 3. _____  |
| 4. _____  | 5. _____  | 6. _____  |
| 7. _____  | 8. _____  | 9. _____  |
| 10. _____ | 11. _____ | 12. _____ |

6. Write the names of the colours of a rainbow in Alphabetical Order:

- |          |          |          |
|----------|----------|----------|
| 1. _____ | 2. _____ | 3. _____ |
| 4. _____ | 5. _____ | 6. _____ |
| 7. _____ |          |          |



## The Sentence

## Worksheet

2

Name : \_\_\_\_\_ Class : \_\_\_\_\_ Sec. : \_\_\_\_\_ Roll No. : \_\_\_\_\_

1. Arrange the following words in proper order as to make meaningful Sentences:

1. to school I bus by go

\_\_\_\_\_

2. was Cinderella an orphan

\_\_\_\_\_

3. I three bears of have the read story

\_\_\_\_\_

4. we respect must our elders

\_\_\_\_\_

5. class teacher miss radhika our is

\_\_\_\_\_

6. in ducks swim water

\_\_\_\_\_

7. forty this book pages has

\_\_\_\_\_

8. businessman her a is father

\_\_\_\_\_

9. see we with eyes our

\_\_\_\_\_

10. their birds wings fly with

\_\_\_\_\_

11. pen your table on is the

\_\_\_\_\_

12. sunday the is week the first day of

\_\_\_\_\_

13. cannot see blind man a

14. sang meena a song sweet

15. swings this park has many

2. Given below are some Phrases. Use them in sentences of your own.

1. Under the ground: \_\_\_\_\_

2. Into the water: \_\_\_\_\_

3. On my wrist: \_\_\_\_\_

4. After sunset: \_\_\_\_\_

5. With a knife: \_\_\_\_\_

6. On his bicycle: \_\_\_\_\_

7. At eight o' clock: \_\_\_\_\_

8. On the way home: \_\_\_\_\_

9. Near the school: \_\_\_\_\_

10. In June: \_\_\_\_\_

3. Match the beginnings with their correct endings to make proper sentences and then write the full sentences:

Column A	Column B
1. Run fast	cooks food for me.
2. My mother	is not very big.
3. You can	or you will be late.
4. My house	is a good girl.
5. Mini	take my pen.

1. \_\_\_\_\_

2. \_\_\_\_\_

3. \_\_\_\_\_

4. \_\_\_\_\_

5. \_\_\_\_\_

## Parts of a Sentence

## Worksheet

# 3

Name : \_\_\_\_\_ Class : \_\_\_\_\_ Sec. : \_\_\_\_\_ Roll No. : \_\_\_\_\_

1. Divide the sentences given below into Subject and Predicate. The first one is done for you.

1. Our school has a big library.

**Subject:** Our school    **Predicate:** has a big library.

2. Mr Mehta came to our house.

3. The earth moves around the sun.

4. A year has twelve months.

5. The peon rings the bell.

6. An aeroplane flies very high.

7. The sun sets in the west.

8. The goldsmith makes jewellery.

9. The poor woodcutter looked unhappy.

10. The lizard catches insects.

11. Work hard.

12. Thank you.



2. Add suitable Subjects to the following Predicates to complete the sentences:

1. \_\_\_\_\_ is intelligent.
2. \_\_\_\_\_ brings us milk from dairy.
3. \_\_\_\_\_ shines at night.
4. \_\_\_\_\_ is the capital of India.
5. \_\_\_\_\_ give us rain..
6. \_\_\_\_\_ is covered with grass.
7. \_\_\_\_\_ swim in water.
8. \_\_\_\_\_ is built of white marble.
9. \_\_\_\_\_ is the national bird of India.
10. \_\_\_\_\_ is a faithful animal.
11. \_\_\_\_\_ is full of oranges.
12. \_\_\_\_\_ twinkle in the sky.

3. Add suitable Predicates to the following Subjects to complete the sentences:

1. The teacher \_\_\_\_\_.
2. Delhi \_\_\_\_\_.
3. Bees \_\_\_\_\_.
4. The table \_\_\_\_\_.
5. He \_\_\_\_\_.
6. An aeroplane \_\_\_\_\_.
7. The clock \_\_\_\_\_.
8. The men \_\_\_\_\_.
9. Lata Mangeskar \_\_\_\_\_.
10. Our garden \_\_\_\_\_.
11. Dust and smoke \_\_\_\_\_.
12. Holi \_\_\_\_\_.
13. My uncle \_\_\_\_\_.
14. The children \_\_\_\_\_.
15. The sun \_\_\_\_\_.



## Kinds of Sentences

## Worksheet

# 4

Name : \_\_\_\_\_

Class : \_\_\_\_\_

Sec. : \_\_\_\_\_

Roll No. : \_\_\_\_\_

1. State whether the following sentences are Assertive or Declarative, Interrogative, Imperative or Exclamatory.

1. She sings every morning.
2. Was he late yesterday?
3. The basket is full of mangoes.
4. Please bring me a glass of water.
5. Rama, shut the door.
6. The sun rises in the east.
7. Go.
8. Will you please leave the room?
9. How nice you have been!
10. Please sit down.
11. May you succeed in your aim!
12. Why are you going there?
13. Run and bring my spectacles.
14. Alas! I couldn't reach there.
15. You must take rest.
16. When does the train leave?
17. Isha travels by bus to school.
18. How foolish I have been!
19. Mind your own business.
20. What an interesting story!

2. Rewrite the following sentences using the correct punctuation marks. Also, use capital letters where necessary.

1. all that glitters is not gold

2. what a lovely dress

3. where is your house

4. always help the needy

5. what is the time by your watch

6. alas the poor fellow is no more

7. hurrah we have won the competition

8. how fat you are

9. who broke the glass

10. birds fly with their wings

3. Give two examples of each type of sentence:

1. Statements :

1. \_\_\_\_\_

2. \_\_\_\_\_

2. Imperative :

1. \_\_\_\_\_

2. \_\_\_\_\_

3. Interrogative :

1. \_\_\_\_\_

2. \_\_\_\_\_

4. Exclamatory :

1. \_\_\_\_\_

2. \_\_\_\_\_

A decorative border of yellow pencils with pink erasers surrounds the central text. The pencils are arranged in a rectangular frame, with the top and bottom edges having more pencils than the sides.

# HINDI

# ASSIGNMENTS

# कार्य-प्रपत्र-1

## भाषा और व्याकरण

नाम : .....

कक्षा : .....

दिनांक : .....

1. चित्रों को पहचानकर लिखिए कि ये भाषा के कौन-से रूप हैं—



..... भाषा

..... भाषा

..... भाषा

2. सही उत्तर पर ✓ चिह्न लगाइए—

(क) समाचार-पत्र उदाहरण है—

मौखिक भाषा का

☐

लिखित भाषा का

☐

(ख) रेडियो पर गाने सुनना—

लिखित भाषा

☐

मौखिक भाषा

☐

(ग) चुप रहने का संकेत करना—

लिखित भाषा

☐

सांकेतिक भाषा

☐

3. सही कथनों पर ✓ चिह्न लगाइए—

(क) भाषा के वर्णों को लिखने का ढंग लिपि है।

☐

(ख) चित्र बनाना लिपि है।

☐

(ग) लिखित भाषा केवल बोली जाती है।

☐

(घ) हिंदी की लिपि देवनागरी है।

☐



4. उचित शब्द चुनकर खाली स्थानों में लिखिए—

(क) ..... वह शास्त्र है, जो भाषा के शुद्ध रूप का ज्ञान कराता है।

(लिपि, व्याकरण)

(ख) व्याकरण के कुछ ..... होते हैं।

(पाठ, नियम)

5. अशुद्ध वाक्यों को शुद्ध करके लिखिए—

(क) केला उतारकर छिलका खाओ।

(ख) पंडित जी पूजा कराए थे।

(ग) लड़कियाँ उधर जा रहे थे।

(घ) हम व्याकरण पढ़ लिए।

6. दिए गए शब्दों में से उचित शब्द चुनकर खाली स्थानों में लिखिए—

(क) ..... पंजाबी भाषा की लिपि है।

(ख) अंग्रेज़ी ..... लिपि में लिखी जाती है।

(ग) संस्कृत भाषा की लिपि ..... है।

(घ) उर्दू की लिपि ..... है।

फ़ारसी

रोमन

देवनागरी

गुरुमुखी

7. दो-दो उदाहरण दीजिए—

(क) मौखिक भाषा :

(ख) लिखित भाषा :

# कार्य-प्रपत्र-2

## वर्ण और वर्णमाला

नाम : ..... कक्षा : ..... दिनांक : .....

1. चित्रों के नाम लिखकर उनमें आई ध्वनियों को अलग-अलग करके लिखिए—

(क)



(ख)



(ग)



(क) ..... : ☐ ☐ ☐ ☐ ☐ ☐ ☐ ☐

(ख) ..... : ☐ ☐ ☐ ☐ ☐ ☐ ☐ ☐

(ग) ..... : ☐ ☐ ☐ ☐ ☐ ☐ ☐ ☐

2. स्वरों और व्यंजनों को सही स्थानों पर लिखिए—

आ म च य उ और ऋ

ड इ ऐ ढ ओ घ फ ए

(क) स्वर : .....  
.....

(ख) व्यंजन : .....  
.....

3. सही शब्द चुनकर खाली स्थानों में लिखिए—

इकाई व्यंजन वर्णमाला मात्रा

(क) स्वरों के चिह्न ..... कहलाते हैं।

(ख) वर्णों के निश्चित और क्रमबद्ध समूह को ..... कहते हैं।



(ग) वर्ण भाषा की सबसे छोटी ..... होते हैं।

(घ) वर्णों के दो प्रकार हैं—स्वर और .....

4. चित्रों के नाम लिखकर उनमें आए द्वित्व व्यंजनों को लिखिए—

(क)

(ख)

(ग)



.....  
.....

5. शब्दों में प्रयोग किए गए 'र' के विभिन्न रूपों को पहचानकर उसके चिह्न से मिलाइए—

(क) धर्म

(ख) प्रयोग

(ग) ट्रक

(घ) प्रीति

(ङ) ड्रम

(च) वर्तनी



6. उचित स्थान पर अनुस्वार और अनुनासिक लगाकर शब्दों को पुनः लिखिए—

पतग ..... गाव ..... जगल ..... मगल .....

साप ..... तिरगा ..... टाग ..... खासी .....

7. इन वर्णों से दो-दो शब्द बनाइए—

(क) ज्ञ .....  
.....

(ख) त्र .....  
.....

(ग) क्ष .....  
.....

(घ) श्र .....  
.....

A decorative border of yellow pencils with pink erasers surrounds the central text. The pencils are arranged in a rectangular frame, with some pencils at the corners pointing outwards and others pointing inwards.

# E.V.S.

# ASSIGNMENTS





## ASSIGNMENT-1

Q1 Complete the following words:

F\_m\_ly

Gr\_n\_p\_r\_nts

C\_us\_n

Y\_u\_g\_r

E\_de\_

P\_re\_ts

M\_mb\_r\_

\_is\_er

P\_ot\_ct

N\_cl\_a\_

F\_st\_r

Q2 Write True Or False for the following statements:

a) We should love our family members. \_\_\_\_\_

b) A small family has many members. \_\_\_\_\_

C) Family have same surname. \_\_\_\_\_

D) We should not help our family members. \_\_\_\_\_

Q3 Choose the correct option.

A) She cooks food for the family –

a) Mother

b) sister

c) brother

B) He earns for the family –

a) Myself

b) Father

c) grandfather

C) we help our parents to keep the house –

a) clean

b) dirty

c) untidy

D) Parents with one or two children living together is called –

a) joint family

b) nuclear family

c) single parent family

# FAMILY



Match the word to the picture:



mother



brother



father



sister



baby

grandfather



grandmother



# Human Life Cycle



Draw a line through the white circles to put human life cycle in the correct order.





# Mammals and Birds



1

Read the story.



Animals fit into different groups, such as **mammals** and **birds**. Mammals have fur and drink milk. They have ears that stick out. Dogs, horses, and giraffes are mammals. Birds have feathers and lay eggs. Baby birds hatch from these eggs. Cardinals and robins are two kinds of birds.



2

Check True or False.



All animals drink milk.

☐

True

☐

False

Mammals have fur.

☐

True

☐

False

Horses are mammals.

☐

True

☐

False

Giraffes and robins are in the same group.

☐

True

☐

False



## ASSIGNMENT-2

unscramble the names of the **Sport** and write it in the blank.

1



YLLEBAOVLL

2



INSETN

3



ALAKTBSBEL

4



KGTNISA

5



LEBASALB

6



YLCNICG

7



TAKERA

8



HYKECO

9



RRCAYEH

# Sports - Match 1

Match the sport with their names.



1. I like playing tennis.

2. I like swimming.

3. I like horse riding.

4. I like playing basketball.

5. I like playing volleyball.

6. I like running.

7. I like boxing.

8. I like ice skating.

9. I like sailing.

10. I like playing table tennis.

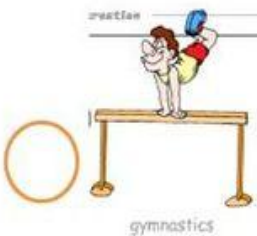

11. I like gymnastics.

12. I like sumo.

13. I like diving.

14. I like judo.

15. I like jogging.



## ASSIGNMET-3

Name: \_\_\_\_\_

Date: \_\_\_\_\_

### Basic Needs of Animals

Q: Use the words below to complete the sentence:



Food - shelter - air - climate - water

1. Animals need \_\_\_\_\_ to drink.
2. Animals need \_\_\_\_\_ to eat.
3. Animals need \_\_\_\_\_ to breathe.
4. Animals need \_\_\_\_\_ to live.
5. Animals are affected by the change in \_\_\_\_\_.



## ASSIGNMENT-4

# Good Touch

Click on all the  
good touches





## My Five Senses



I use my \_\_\_\_\_ to taste.



I use my \_\_\_\_\_ to see.



I use my \_\_\_\_\_ to hear.



I use my \_\_\_\_\_ to smell.



I use my \_\_\_\_\_ to touch.