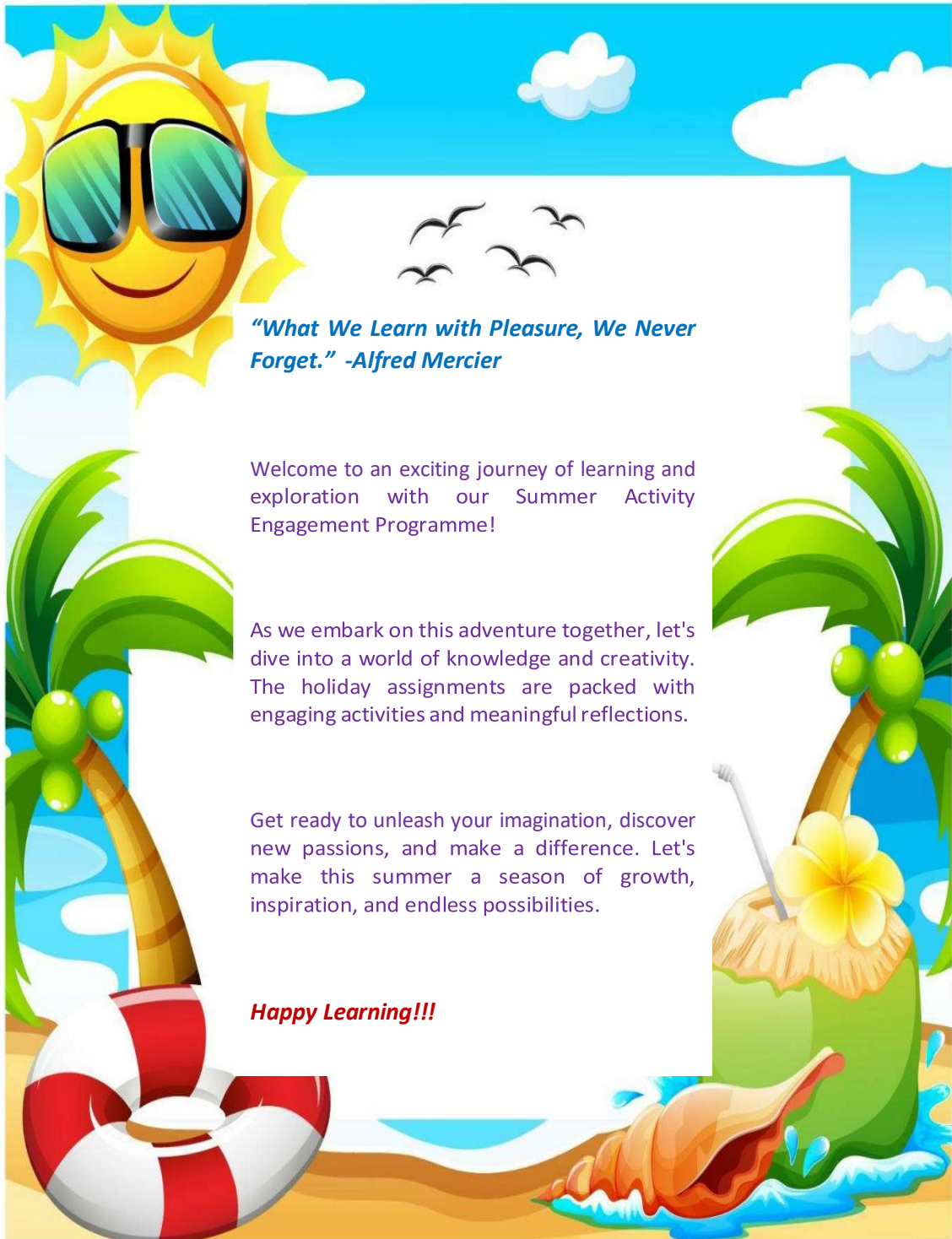


**LT. COL. MEHAR LITTLE ANGELS SR. SEC. SCHOOL**

***Summer Holidays Homework***

**SESSION: 2025-26**

***Grade - III***



***"What We Learn with Pleasure, We Never Forget." -Alfred Mercier***

Welcome to an exciting journey of learning and exploration with our Summer Activity Engagement Programme!

As we embark on this adventure together, let's dive into a world of knowledge and creativity. The holiday assignments are packed with engaging activities and meaningful reflections.

Get ready to unleash your imagination, discover new passions, and make a difference. Let's make this summer a season of growth, inspiration, and endless possibilities.

***Happy Learning!!!***

## Dear Students

### Some General Instructions:

- ✓ *Follow a time-table to organise your daily routine like watching T.V, playing with friends, studying etc. Fix a permanent workplace for yourself to inculcate discipline.*
- ✓ *Avoid heavy and oily food and increase the intake of fresh fruits and vegetables to stay energetic throughout the day.*
- ✓ *Play games like Scrabble, Chess, Atlas or any such game of your choice.*
- ✓ *Keep your room and things clean and well organized.*
- ✓ *As much as possible, try to converse in English with your family members.*
- ✓ *Read books, newspapers and children's magazines. (Suggested*  
*Authors/Books)*  
*English- Sudha Murthy, Munshi Premchand, Rick Riordan, Enid Blyton, Ruskin Bond,*  
*R.K. Narayan, Roald Dahl, Magic Pot, Panchatantra, etc.*
- ✓ *The holiday assignments are part of Internal Assessment, so kindly complete it on time and do it neatly and show your creativity.*

*Make separate folder for each subject, label all the sheets and folders.*

## ENGLISH

1. **Smart English:** Learn Lesson 1 and 2. Read lesson 3 and 4 and underline difficult words.
2. **Grammar:** Revise all exercises of Lesson 1, 2, 3 and 4.
3. **Cursive Writing:** Do page number 11 to 40 in your Writing Expert Book.
4. **Assignments:** Take the printouts of the given assignments and do the same.
5. **Creative Work:** On an A3 size coloured sheet write a poem on nature (trees, rivers, mountains, birds, etc.) and draw/paste related pictures also.
6. **Project Work:** On an A3 size coloured sheet make a project on the topic 'prefixes.' Use your creative ideas to give as much examples as you can.
7. **Collage Work:** Take the Prince of your day-to-day family pictures and make a collage of the same and name it as a **HAPPY FAMILY**.

## **HINDI**

1. एक 10-15 पंक्तियों की एक अच्छी कविता याद करें तथा उसे एक (A-3 size sheet) पर लिखकर लाएँ।
2. सुलेखन पुस्तिका के पृष्ठ 3 से 30 तक करें।
3. निम्नलिखित शब्दों की सहायता से ' **पेड़-पौधों के लाभ** ' विषय पर (15-20) पंक्तियां लिखो और चित्र बनाओ। (Scrap file) में।  
  
संकेत शब्द- पेड़, हरा-भरा, सुंदर वातावरण, शुद्ध, फल, फूल, कागज, लकड़ी, बारिश, प्राकृति, वृक्षारोपण।
4. जो खेल आपको सबसे ज्यादा पसंद है उसके बारे में लिखो।  
  
(A-4 Size Sheet)
5. कक्षा से करवाया हुआ काम याद करें।  
  
साहित्य - पाठ 1, 2, 3  
  
व्याकरण - पाठ 1,2
6. विलोम शब्दों का फ्लैश कार्ड बनाएँ। (कोई 10)

## **ENVIRONMENTAL STUDIES**

1. Read Lessons 1, 2, 3 and 4. Revise the exercises and copy work.
2. Draw the pictures of five sense organs using A-3 size sheet. Write their functions. Also write few points about how to take care of each of these.
3. Project work

### **Roll Nos 1 to 25**

***Finger Print Art - Draw any four living things using finger print art on A-3 size sheet. Write the features of living things also.***

**Roll Nos 26 onwards**

**Book mark- Water is a natural resource which is very useful to us. There is a big concern to save it for future use. Using your own imagination make 2 book marks on the topic -( save water).**

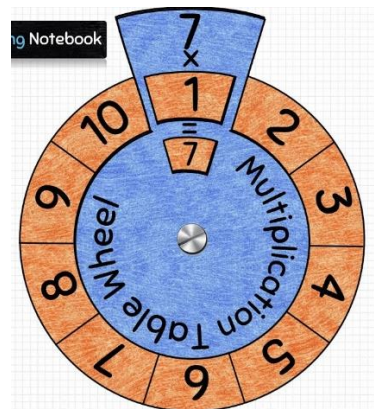

**MATHS**

- Practice **Chapters 2 and 3**
  - Learn **Tables 2 to 12.**
  - Do **Worksheets 3 to 8** in **Mental Mathematics Book**
  - **Activity Time:**
1. On A-3 sheets, make attractive Charts as per your Roll No:

Roll Nos 1 to 12      Fractions  
Roll Nos 13 to 25    Number System  
Roll Nos 26 to 38    Shapes  
Roll Nos 39 to 50    Measurement

2. Prepare two tables as per your Roll No. and class (refer the given pictures and use old cd's, paper plates, cardboard, coloured papers, ribbons, lace, etc. to show your innovation).

Roll Nos 1 to 12      **(Make table of 4 and 7)**  
Roll Nos 13 to 25    **(Make table of 5 and 12)**  
Roll Nos 26 to 38    **(Make table of 6 and 9)**  
Roll Nos 39 to 50    **(Make table of 8 and 11)**



## **GENERAL KNOWLEDGE**

1. Learn Activities 1 to 11
2. Do the following on A3 size sheets:
  - (a) Choose any two National Symbols , Paste or draw their pictures and write few lines about them.
  - (b) Make a collage of pictures on Indian Dishes.
  - (c) Some interesting facts on Birds.

## **ART**

- Draw your Favourite Cartoon Character with colours on A3 size sheet.
- Make a card on Mother's Day.
- Draw a Painting by the use of water colours or Thumb printing.

# COMPUTER

Take a Printout of the Worksheet and solve it.

## 1. Fill in the Blanks with the help of clues.

Keyboard, Hardware, Monitor, Software, CPU

- a. A \_\_\_\_\_ is the physical part of a computer that you can touch and see.
- b. The part of the computer that process the data is called \_\_\_\_\_.
- c. The \_\_\_\_\_ helps you input data into the computer by typing.
- d. A \_\_\_\_\_ is an example of hardware that allows you to see images and text on a screen.
- e. Windows and Minecraft are examples of \_\_\_\_\_.

## 2. Classify the following as Hardware and Software.

- a. Keyboard – \_\_\_\_\_
- b. Microsoft Word – \_\_\_\_\_
- c. Monitor – \_\_\_\_\_
- d. Antivirus Software – \_\_\_\_\_
- e. Mouse – \_\_\_\_\_

## 3. Draw and Label

Draw a picture of a computer setup (including keyboard, mouse, monitor, and CPU). Label all the parts.

ENGLISH ASSIGNMENT-1

Name: \_\_\_\_\_ Date: \_\_\_\_\_

**Sentences Worksheet (Sentence or Not Part 1)**

A sentence is a group of words that expresses a complete thought.

**Directions:** Read each group of words. Label each **sentence** or **not a sentence**.

*Example A- David went to the park.*

*Answer- sentence*

1. a small dog \_\_\_\_\_
2. the first day of the week \_\_\_\_\_
3. I love to swim. \_\_\_\_\_
4. I want to go to the park. \_\_\_\_\_
5. playing at the park \_\_\_\_\_
6. swimming in the pool \_\_\_\_\_
7. She hit the baseball. \_\_\_\_\_
8. My family wants a dog. \_\_\_\_\_
9. barking at the stranger \_\_\_\_\_
10. threw me the ball \_\_\_\_\_
11. I jumped on the couch. \_\_\_\_\_

ENGLISH ASSIGNMENT-2

NAME\_\_\_\_\_

CLASS\_\_\_\_\_

## Subject and Predicate

**Q 1. Identify the Subject and Predicate in the given sentences.**

a) The sun was shining brightly.

---

---

b) The dogs were barking loudly.

---

---

c) The pretty girl was wearing a blue frock.

---

---

d) The man and his wife were working in their garden.

---

---

e) You don't have to wait for me.

---

---

f) In the city lived many poor people.

---

---



ENGLISH ASSIGNMENT-3

NAME\_\_\_\_\_

CLASS\_\_\_\_\_



## Nouns

### Identify Nouns

Nouns are words that name **people**, **places** and **things**.  
(including **ideas** and **feelings**).

For each sentence, underline the noun. Each sentence has exactly one noun.

1. The cat meowed.
2. The bird sang.
3. Her dog jumped.
4. The girl cried.
5. She skipped the rock.
6. The fish swam.
7. The boat sank.
8. The cookies baked.
9. The school opened.
10. The computer crashed.
11. The car drove.
12. The library closed.
13. Her shirt ripped.
14. The drink spilled.
15. The remote broke.

ENGLISH ASSIGNMENT-4

NAME \_\_\_\_\_

CLASS \_\_\_\_\_

Singular and Plural  
Quiz

Write the plural form of the following nouns.

library \_\_\_\_\_ box \_\_\_\_\_

bird \_\_\_\_\_ ox \_\_\_\_\_

person \_\_\_\_\_ mouse \_\_\_\_\_

class \_\_\_\_\_ knife \_\_\_\_\_

key \_\_\_\_\_ woman \_\_\_\_\_

child \_\_\_\_\_ bison \_\_\_\_\_

moose \_\_\_\_\_ rat \_\_\_\_\_

If the sentence is correct write "correct". If not,  
correct the underlined word in the line  
provided.

1. I see two deers. \_\_\_\_\_

2. The kittens are sleeping. \_\_\_\_\_

3. Danny saved ten gooses. \_\_\_\_\_