

LT. COL. MEHAR LITTLE ANGELS SR. SEC. SCHOOL
HOLIDAY HOMEWORK
CLASS-I (2025-2026)



Note:

Do all the written work in a separate three - in - one notebook.
(English, Hindi, Maths)

English

Zest-1

1. Read Lesson - 1 A Family

Lesson - 2 My House

Write 10 difficult words of each lesson and make sentences.

2. Write the opposites of the following words.

Tall, Big, In, Hot, Up, Block, Happy, Day, Near , Good

3. Write the plurals of the following words.

Book, Fan, Car, Pencil, Bag, Chair, Bird, Egg, Duck, Cat

4. **Cursive Writing Book-1**

Complete pages 9 to 14 in the English Cursive Writing Book-1

5. **Creative Activity**

Make flash cards (using pictures) of Opposites and Singular- Plural
(5 each)

6. Make a Hand Puppet of any animal you like and learn 5 lines about the animal.
7. Write words with the following sound blend (10 each)
ee, ll, ch, sch
8. Write the days of the week.
9. Write names of colours, Fruits and Vegetables (5 each).

Story Telling Competition

Learn any one moral based story for narration in the class using props like face masks and hand puppet.

हिन्दी

1. आ, इ तथा ई की मात्राओं के 10-10 शब्द लिखें तथा उनके वाक्य बनाओ ।
2. स्वर तथा व्यंजन के 5-5 पृष्ठ लिखें ।
3. अपनी पसंद के 10 फलों तथा सब्जियों के नाम लिखो ।
4. मेरी हिंदी सुलेख पुस्तक -
पृष्ठ 9 से 17 तक सुंदर अक्षरों में लिखो ।
5. एक पेड़ बनाओ तथा उस पर सभी मात्राओं को चिपकाएँ।

Mathematics

1. Write numerals 201 to 500
2. Learn and write number names 1 - 50.
3. Using four basic shapes square, triangle, rectangle and circle make a scenery on a A-4 sheet.
4. Download the given worksheets and complete them neatly.

Environmental Studies








People and Places Book - 1

Note: Do all the work on A-4 size sheets.

1. Read Lesson 1 and 2

2. Paste / Draw Pictures of sense organs on a coloured A-4 Sheet.
3. Paste Picture of 'Our Helpers' and their tools. (Any five)
4. Make a collage of Healthy Food Vs. Junk Food.
5. Draw a tree and paste 10 things we get from the plants.
6. Make a Weather Report - 1st June 2025 to 15th June 2025.
Draw and colour the correct weather symbol for each day.
Sunny, Cloudy, Windy or Rainy

Sample Format

Day	Date	Weather Symbol Draw/ Paste	Weather Type
Monday			Sunny
Tuesday			Cloudy
Wednesday			Rainy
Thursday			Windy
Friday			Sunny
Saturday			Cloudy
Sunday			Sunny

7. **World Environment Day 5th June.**

Plant a tree using the seeds available in your house (pulses, seeds of any fruits) water it daily and take care of it.

Art And Craft

1. Make a pencil stand using ice-cream sticks and decorate it with colourful buttons.
2. Make a Aquarium using shoe box.

LT. COL. MEHAR LITTLE ANGELS SR. SEC. SCHOOL
MATHS WORKSHEET-1

Name _____

Date _____

Comparing Numbers up to 20

Name: _____ Score: _____

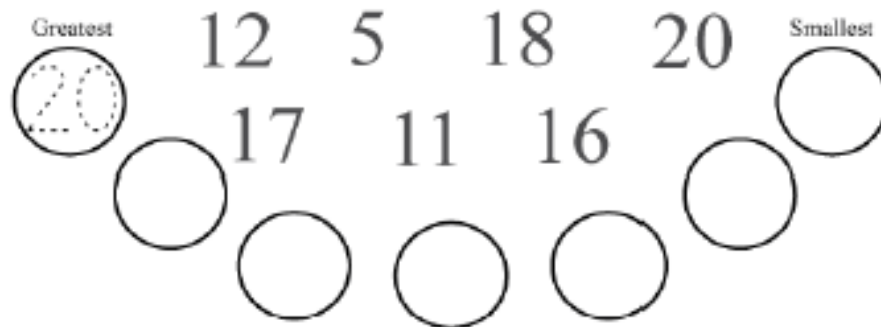
Circle the bigger numbers

- a) 19 18 b) 14 17 c) 19 0
d) 7 11 e) 11 19 f) 12 10
g) 13 12 h) 3 1 i) 19 20

Circle the smaller numbers

- j) 19 11 k) 12 16 l) 14 13
m) 17 18 n) 10 9 o) 15 10
p) 3 8 q) 19 20 r) 5 15

Write the following numbers in the circles, from the greatest to the smallest.



LT. COL. MEHAR LITTLE ANGELS SR. SEC. SCHOOL

MATHS WORKSHEET-2

Name_____

Date_____

FILL IN THE NUMBERS:



1	2	3		5	6	7	8		10
11		13	14	15	16	17		19	20
21	22	23		25		27	28	29	
31		33	34	35	36	37		39	40
41	42	43	44			47		49	50
51	52		54	55	56	57	58		60
61	62	63	64		66	67	68	69	70
71		73	74	75		77		79	
81	82	83	84	85	86	87	88	89	90
	92		94	95		97	98		100

LT. COL. MEHAR LITTLE ANGELS SR. SEC. SCHOOL
MATHS WORKSHEET-3

Name_____

Date_____

i Write the Numbers that comes just after

42 **43** , 36 , 22 , 82

69 , 45 , 20 , 59

93 , 74 , 53 , 3

ii Write the Numbers that comes just before

..... 82 , 98 , 100 , 1

..... 16 , 29 , 75 , 50

..... 41 , 66 , 59 , 49

iii Write the Numbers that comes between the given numbers

41 43 , 79 81 , 98 100 , 89 91

38 40 , 65 67 , 33 35 , 10 12

22 24 , 56 58 , 8 10 , 0 2

MATHS WORKSHEET-4















Name _____

Date _____

Number Names and Numerals

Count each object in the picture and write its numeral and number name. Colour the picture.







	4	Four			<input type="text"/>	
	<input type="text"/>				<input type="text"/>	
	<input type="text"/>				<input type="text"/>	
	<input type="text"/>				<input type="text"/>	
	<input type="text"/>				<input type="text"/>	
	<input type="text"/>				<input type="text"/>	
	<input type="text"/>				<input type="text"/>	

LT. COL. MEHAR LITTLE ANGELS SR. SEC. SCHOOL
MATHS WORKSHEET-5

Date: _____

Name: _____

Identify the Shapes and colour the Tree




LT. COL. MEHAR LITTLE ANGELS SR. SEC. SCHOOL
MATHS WORKSHEET-6

Date: _____

Name: _____

DATA HANDLING

Count and write the number of different
fruits in the table given below











FRUITS	NUMBER
	
	
	
	
	
	
	

LT. COL. MEHAR LITTLE ANGELS SR. SEC. SCHOOL
CLASS-I (2025-2026)
SUMMER HOLIDAY HOMEWORK
SUBJECT - COMPUTER

WORKSHEET-1

1. Write 'E' if the machine works on electricity and 'F' if the machine works on fuel.

 <input type="text"/>	 <input type="text"/>	 <input type="text"/>
 <input type="text"/>	 <input type="text"/>	 <input type="text"/>
 <input type="text"/>	 <input type="text"/>	 <input type="text"/>

LT. COL. MEHAR LITTLE ANGELS SR. SEC. SCHOOL
CLASS-I (2025-2026)
SUMMER HOLIDAY HOMEWORK
SUBJECT - COMPUTER
WORKSHEET-2

2. Fill the picture with colours of your choice using crayons.

