



Lt. Col. Mehar Little Angels Sr. Sec. School

HOLIDAY HOMEWORK (2023-24)

CLASS: VII

(2023-24)

Summer Vacations



Summer VACATION



LOADING...

STAY HEALTHY IN THE HEAT

Drink water

Fill a bottle with cold water and take it with you when you're out and about.



Plan your day

Avoid going out in the heat.



Stay cool

Make use of fans or air-conditioners set to cool. Draw your blinds or curtains.



Help others

Check on friends, family and neighbours most at risk like the sick, elderly and young.

Dress down

Wear lightweight, long sleeved, light coloured, loose fitting clothes made from natural fibres, like cotton or linen.



Soak

Take a cool shower or bath to help you cool down when you feel hot.



Shade

Wear a hat or take an umbrella with you for shade if you're outside on a hot day.

Hot cars can be deadly

Don't leave children or animals in cars. The temperature inside parked cars can double within minutes.



ENGLISH

Reading

1. Read any one novel. Create a comic strip of 10 pages on any 5 chapters.

Comprehension

2. Write a page on any of the following topics:

- (a) Scarcity of Electricity
- (b) Scarcity of fresh water
- (c) Excessive use of Mobile phones

Develop 10 questions from the article written by you and answer them. Choose 10 difficult words from your article and write their meanings and frame a sentence.

Create a poster on article written and write the slogan.

3. Design an English magazine which should have the following:

- (a) An attractive cover page with name of the magazine.
- (b) An interesting Self- written poem.
- (c) Write any five Slogans .
- (d) Write any five English riddles .
- (e) Self- made advertisement. (Any one)

Interview

- (f) Interview any two children on the following points.

- (a) Name, class, and school they study in?
- (b) Do they love being at home?
- (c) Do they like going to school? Why / why not?
- (d) What is the thing in life that makes them happy?
- (e) What do they want to become in life?

Present it in the form of an interview.

हिंदी

1) 20 सुलेख

2) विपरीतार्थक शब्द 20 - 1 -

3) पर्यायवाची शब्द लिखें व याद करें - 1-28

नीचे दिए गए उदाहरण के अनुसार ही पर्यायवाची शब्द का चित्र चिपकाएँ और फिर उसके सामने कोई तीन शब्द लिखें-

उदाहरण -



- कमल , पंकज , अरविंद

- 4) 1-15 मुहावरे लिखकर वाक्य बनाएँ ।
 - 5) 1 -15 लोकोक्तियाँ लिखकर वाक्य बनाएँ ।
 - 6) कविता प्रतियोगिता हेतु कोई एक कविता लिखें व याद करें ।
 - 7) भाषण प्रतियोगिता के लिए किसी एक विषय पर लिखें व याद करें ।
 - क)मनोरंजन एवं खेलकूद संबंधित
 - ख)भारतीय संस्कृति अनेकता में एकता
 - ग)डिजिटल इंडिया
 - घ)हमारा देश भारत और उसके प्रति हमारे कर्तव्य
 - ड)भारतीय समाज में नारी का स्थान
 - 8) वाटिका-पाठ-2 में से पाँच-पाँच संज्ञा , विशेषण, सर्वनाम,क्रियाविशेषण शब्द छाँटकर लिखें ।
 - 9) समाचार पत्र व पत्रिकाओं में से कोई पाँच चित्र काटकर चिपकाएँ और उस चित्र का वर्णन 40-50 शब्दों में करें ।
- नोट : दिया गया सभी कार्य स्क्रेप फ़ाइल में करना है ।

संस्कृतम्

- 1' मम दिनचर्या 'इति लिखन्तु)संस्कृतेन् (चित्रं च लेपयन्तु। (100से150 शब्दों में)
- 2 पंच श्लोका :अर्थसहितं लिखन्तु चित्रं च लेपयन्तु।

MATHEMATICS

1. Do the following exercises in the separate thin register
Chapter 1 - Exercises 1.1 to 1.4.
Chapter 2 – Exercises 2.1 to 2.4.
Chapter 3- Exercises 3.1 to 3.4.
2. Mathematic lab activities – Do the following activities in the practical file
(a) Exponents
(b) Multiplication of fractions
3. Make a portfolio based on the following topics
(a) Roll no. 1 to 10 - Rational numbers and its types
(b) Roll no. 11 to 20 – Exponents and laws of exponents.
(c) Roll no. 21 to 30 – Transversal and angles made by it on parallel lines
(d) Roll no. 31 to 45 – Congruent figures

Note: Portfolio should have (a) beautifully decorated cover page with topic

(b) Second page having school name, student name, class, section, and roll number and teacher's name. (c) Third page as Index (d) Fourth page onwards explanation of topics comprising of properly drawn figures and properly pasted pictures.

4. Make math's dictionary containing basic formulae of chapter 1 to chapter 3.

SCIENCE

1.Project work

Human inventions and technologies have shaped civilizations and transformed life on Earth. Make a project on **Revolutionary Inventions that Shaped Our World**. Write the following information:

- Name and picture of the invention
- Who did the invention?
- Application of his/her work
- How his work changed the society/world?
- Prepare a poster on any one invention

2.Scrapbook

Make a scrap book and paste pictures covering following topics:

- Nutrients
- Types of nutrients
- Autotrophs and heterotrophs
- Photosynthesis
- Components of photosynthesis

Note:

- 1. Project to be done on an A-4 size sheets (white or coloured)**
- 2. Project should be between 5 to 8 pages**

SOCIAL SCIENCE

1. Write about the literary sources of history in details. (A-4 size sheet)
2. On the political map of India, label all the states and all the neighboring countries of India and paste in Civics notebook.
3. Project work - Collect the picture of the Rajput, Prithviraj Chauhan, Rashtrakuta, Pala and Pratihara dynasty. Write a few lines on each of them.
4. What is volcano and its types? Explain each of them with example.

GENERAL KNOWLEDGE

* Revise and learn chapter 1-10 of GK book

*Write 10 current affairs on weekly basis in a thin notebook.

Project work

*Write the name of any five Indian state that border Uttar Pradesh and make a report on the wildlife condition of that state in about 100 words each. Also, draw or paste relatable pictures on A3 size sheet.

Make a collage on women Olympics medalists of India on A3 size sheet.


VALUE BASED EDUCATION


Project work


Use creative approach, to define importance of moral values in life and how we can apply them best in life (3-4 pages)

COMPUTER

Q1 IDENTIFY THE CHART ICONS AND WRITE THEIR NAMES IN THE GIVEN SPACE.

a)  _____

b)  _____

c)  _____

d)  _____

Q2 Name the software and explain for what is it used for?

SOFTWARE	NAME	USED FOR
		
		
		
		
		

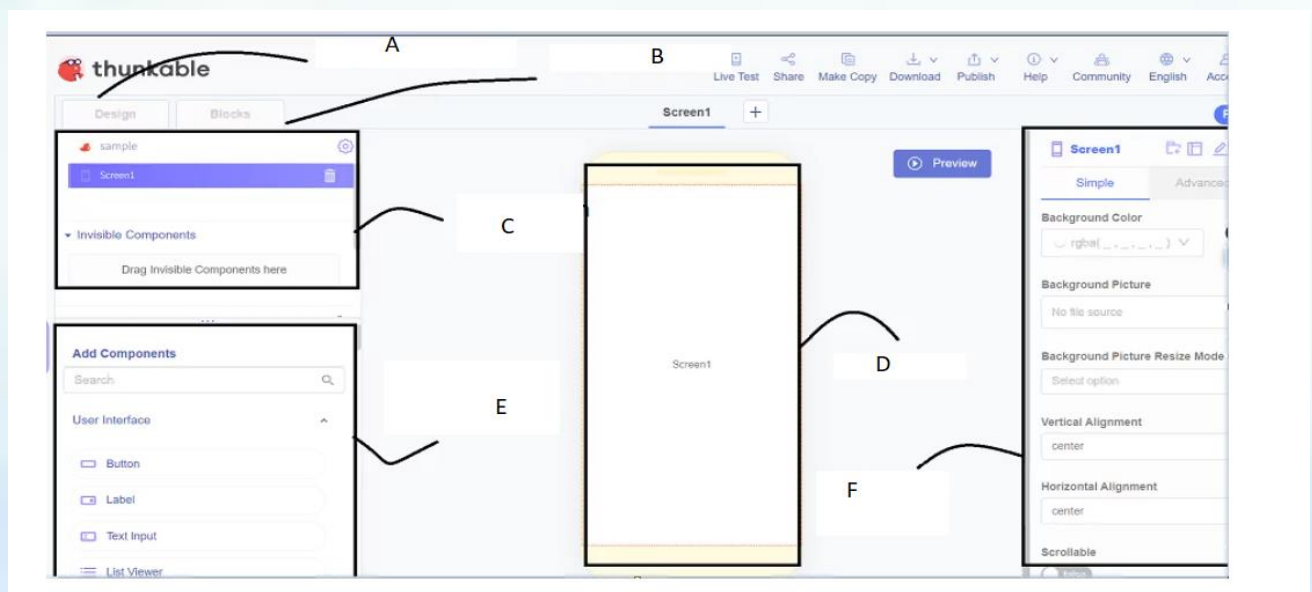
Q3 WRITE THE OPTIONS YOU WILL SELECT TO PERFORM THE FOLLOWING JOB.

a) In the class list arrange the names in alphabetical order.

b) To display a graphical representation of data in spreadsheet.

c) Display the values from G3 to G10 that are more than 100 and less than 0.

Q4 LABEL THE DIFFERENT ATTRIBUTES/ELEMENTS OF THUNKABLE WINDOW.



A _____

B _____

C _____

D _____

E _____

F _____

Task1

Make a creative poster in MS. Word on the following topic

Roll no.1-20	Poster on E-Commerce
Roll no.21 onwards	Poster on Different types of Operating System
Note: Use word Art, Smart art, clipart etc.	

Task 2

CREATE A POWERPOINT PRESENTATION

ROLL NO.	TOPIC
Roll no.1-15	CYBER SECURITY
Roll no.16-30	INTERNET ETHICS
Roll no. 30 onwards	ARTIFICIAL INTELLIGENCE

NOTE: WORKSHEET- Take out the printout of the sheets, complete and paste it in your computer CW/HW notebook.

TASK 1 AND TASK 2-Perform poster Presentation activities practically and take out the printout of it.

