



Lt. Col. Mehar Little Angels Sr. Sec. School

HOLIDAY HOMEWORK (2023 - 2024)

CLASS - VI

HOMESORK TIPS

Do your very best by being organized both at school and home!

1. Record your assignments in a special notebook.
2. Make sure you have your assignments before you leave school.
3. Talk to your teacher if you do not understand the assignment.
4. Plan in advance for large assignments and projects.
5. Plan a specific time to complete the assignments.
6. Note your study plan and times on a calendar.
7. Plan ahead so that you have plenty of time to do assignments and study for tests.
8. Have a quiet, well-lit place to study at home.
9. Keep your room neat and tidy.
10. Make sure you have the materials you need to study at home.
11. Make sure your homework assignments are neat and organized.
12. Bring the materials you need to do your assignments to school each day.
13. Remember to bring your completed homework to school.
14. Keep your school desk neat and orderly.





Dear students,

Holidays are always a welcome break from the normal routine and we all look forward to them. It gives us the opportunity to pursue all those activities that we enjoy but never find enough time to indulge in. we have planned some interesting activities for you. So get ready to enjoy your summer vacation!

Here is an “ACTIVITY. TREASURE BOX” for you. All the best and have fun!

When the school reopens bring back your TREASURE, to go through it will be our pleasure.

ENGLISH

- 1) Write any ten phrases or idioms through pictorial representation.
Example – You are the apple of my eye.
- 2) Dictionary-
Pick up the first alphabet of your name and write twenty words using the same alphabet.
Write the meaning, sentence, synonym and antonym.
- 3) Paragraph writing
Write a paragraph on a movie or restaurant you visited.
Include the following points:
Movie
 - a. Name of the movie.
 - b. Which hall?
 - c. How many members?
 - d. Why did you want to see this movie?
 - e. What is it that you liked most in the movie?

OR

Restaurant

- a. Name of the restaurant.
 - b. Why did you choose this restaurant?
 - c. With whom did you visit-family or friends?
 - d. How many members?
 - e. Food ordered?
 - f. Which dish was the best?
 - g. Take a picture and paste.
 - h. How was the service?
 - i. What was your mood when you left the restaurant?
- 4) Newspaper reading
 - a. Read any headline and the news related to it.
 - b. Frame simple questions of your own and answer them.
 - c. Do this once in two days.
 - d. Mention the name of the newspaper and paste the cuttings with the date.
- 5) Prepare a chart/Tree on parts of speech.
(A-3 sized sheets or cut outs)
- 6) Design a Travel Brochure for ‘ The city of Taj – Agra’ to attract more foreign tourists.
Include the following:
 - a. Various sightseeing points in and around Agra – all historical monuments.
 - b. Various food joints and restaurants for the ‘Taste of India’.

- c. Various hotels for the comfortable stay.
 - d. Various places for shopping.
 - e. Make the tourists aware of the history of Agra.
- 7) In the shape of wall-hanging, prepare an 'Inspirational wall hanging'. Write any moral values on it. Decorate your hanging with waste material.

❖ Do all the above homework neatly on A-4 sized sheets.

हिन्दी

❖ वाटिका पाठ्यपुस्तक कक्षा -6 पाठ-1 , 2 पढ़ें और याद करें।
❖ हिन्दी व्याकरण - पाठ-1 (भाषा और व्याकरण) , पाठ-2 (वर्ण विचार) , पाठ-13 (विराम चिह्न) याद करें।


- 1) 20 पेज सुलेख लिखिए।
- 2) पाठ-1 'एक किरण छाई' (कविता) के आधार पर बताइए कि सूरज तो प्रतिदिन नियम से उठकर अपना काम करता है। आप नियम से प्रतिदिन क्या-क्या करते हैं ? चित्र सहित लिखें।
- 3) भारत के मानचित्र में निम्नलिखित भाषाएँ जिन राज्यों में बोली जाती हैं , उनमें अलग-अलग रंग भर के दर्शाएँ –
क) मराठी ख) कश्मीरी ग) तमिल घ) कन्नड़ ङ) हिन्दी च) गुजराती
- 4) 1 से 20 तक हिन्दी में गिनती लिखें।
- 5) 1-20 मुहावरे लिखकर वाक्य बनाएँ।
- 6) कविता प्रतियोगिता हेतु कोई एक कविता याद कीजिए और लिखिए।
- 7) विराम चिह्नों के प्रयोग से कुछ चित्र बनाएँ गए हैं। बताइए, हर चित्र में कितने विराम चिह्न हैं और किन-किन विराम चिह्नों का प्रयोग किया गया है ?

1.



.....

2.




3.



.....

.....

- 8) अपने प्रिय कार्टून का चित्र चिपकाओ या बनाओ और उसके बारे में आठ पंक्तियाँ लिखें।
- 9) ग्रीष्मकालीन अवकाश के दौरान बिताए समय में अपने अनुभवों के बारे में लिखें, 150 शब्द (यह अनुभाव आपको ग्रीष्मकालीन अवकाश के आखरी सप्ताह में लिखना हैं)
- 10). दिए गए चित्रों की सहायता से एक शिक्षाप्रद कहानी साफ एवं सुंदर अक्षरों में लिखें।





कहानी के अंत में शिक्षा भी लिखें ।

11) भाषण प्रतियोगिता के लिए किसी **एक** विषय पर याद करें और लिखिए-

- स्वच्छ भारत अभियान पर भाषण
- बेटी बचाओ बेटी पढ़ाओ पर भाषण
- स्वास्थ्य और फिटनेस पर भाषण
- दिन-प्रतिदिन बढ़ता प्रदूषण पर भाषण

परियोजना कार्य

मौखिक भाषा या लिखित भाषा के उदाहरण का चित्र सहित वॉल हैंगिंग(wall hanging) तैयार करें।

नोट – (प्रश्न- 2 से 11 तक का कार्य स्कैप

संस्कृतम्

1. 10 पक्षीणाम्, 10 पशूनाम्, 10 वस्तूनाम् च नामानि संस्कृतेन लिखित्वा चित्रम् लेपयन्तु।
2. पंचश्लोकाः अर्थसहितम् लिखित्वा चित्रम् लेपयन्तु।

MATHEMATICS

1. Do the following exercises in the separate thin register
Chapter 1 - Exercises 1.1 to 1.6.
Chapter 2 – Exercises 2.1 to 2.6.
Chapter 3- Exercises 3.1 to 3.4.
2. Mathematic lab activities – Do the following activities in the practical file
 - (a) Sieve of Eratosthenes (page 42)
 - (b) LCM of two given numbers. (Page 62)
3. Make a portfolio based on the following topics
 - (a) Roll nos 1 to 10 - Circle and its parts
 - (b) Roll nos 11 to 20 – Angle and its types.
 - (c) Roll nos 21 to 30 – Triangle and its types.
 - (d) Roll nos 31 to 45 – Types of three dimensional shapes and their properties.

Note: Portfolio should have (a) Beautifully decorated cover page with topic

(c) Second page having school name, student name, class, section, and roll number and teachers name.

(c)Third page as Index (d) Fourth page onwards explanation of topics comprising of properly drawn figures and properly pasted pictures.

4. Make maths dictionary containing basic formulae of chapter 1 to chapter 3.

SCIENCE

1.Project Work

Health is wealth. There are different aspects of health- physical, mental, social etc. Suggest some methods and ways of maintaining our health. Prepare a project and write down:

- Importance of health
- Role of balanced diet
- Role of meditation, puzzles and mental games
- Make a timetable of your daily schedule including such activities to keep yourself healthy
- Prepare a poster on healthy hygiene habits

2.Bookmark

Water is an essential part of our lives. Water is a renewable resource but we still have shortage of water in the world. Make a Bookmark (of size 6” by 3”) to spread the message of saving our water resources for the future.

Note: 1. Project to be done on an A-4 size sheets (white or coloured)

2. Project should be between 5 to 8 pages

SOCIAL SCIENCE

- 1 . Mention any two revolutionary changes occurred in Neolithic man's life. Paste pictures of Neolithic and chalcolithic tools.(Do this in scrap file)
 2. Draw Different phases of moon. (Do this in scrap file)
 3. Write few lines on first Indian astronomer who landed on moon (15-20 lines). (Do this in Scrap file)
 4. Draw the shape of Ursa Major , Ursa Minor by using waste material .(Make it on chart paper)
 5. Write important features of Statue Of Unity with its significance, also paste the picture of it. (Do this on A3 size sheet)
 6. Write 10 countries name which comes under different heat zone of the earth : a)Torrid zone, b)Temperate zone, c) frigid zone (Do this on A3 size sheet)
 7. Map work :
 - a) Mark major archaeological sites of India on Indian physical map
 - b) Mark four Neolithic and chalcolithic sites on Indian physical map
 - c) Mark Indian states on India's political map. (Paste them on scrap file).
-

GENERAL KNOWLEDGE

✚ Take the printout of the sheet and complete it.

Bones



Answer the questions:

Which is the biggest bone of our body? _____

Which is the smallest bone of our body? _____

Which organ can you find inside your skull? _____

How many clavicles have we got? _____

Which are the bones found in your hands? _____

What is human bone made of (mostly)? _____

Write three things you should do to take care of our bones?

The Space



MOON - SATELLITE - SPACESHIP - ASTRONAUT - STAR
ALIEN - TELESCOPE - PLANET

An object that goes around the Earth and is not a planet.



An object in space that travels around planets.

Someone or something from a different planet.



A vehicle that you can use to travel in space.

Someone who travels and works in a spaceship.



An instrument that looks like a tube. You can use it to make things look bigger and closer.

An object that goes around the Sun and is not a satellite

A ball of gas and fire in space that doesn't move.



VALUE BASED EDUCATION

Self-awareness worksheet

What are three of your greatest strengths?

1. _____
2. _____
3. _____

What two things seem harder for you than for other kids your age?

1. _____
2. _____

What are two of your favorite things to do?

1. _____
2. _____

What are two of your least favorite things to do?

1. _____
2. _____

List three of your recent successes (big or small):

1. _____
2. _____
3. _____

Why was I successful?

What could I have done differently?

List two things you did recently that you could have done better:

1. _____
2. _____

Who do you turn to for help with things that are hard for you?

Do you think struggling with things makes you a stronger person? (Yes / No)

How do learning and thinking differences make me stronger?

How can I describe my unique way of learning to friends and teachers? Are there any adults who can help me think this through?

Are you open to talking with friends about what you're strong at and what you struggle with? (Yes / No)

Are you open to asking teachers for help with things that are hard for you? (Yes / No)

ART

1. Make a poster on 'Save wildlife' on A-3 size sheet using any colour medium.
2. Create a colourful wall hanging and decorate it using different materials like glitters, mirrors etc. Length of the wall hanging should be minimum 12 inches and maximum 15 inches.

MEAL PLANNING

Prepare two posters each on A-3 size sheet. Make it colourful and appealing.

(Choose any two topics):

- Importance of millets in diet
 - Hazards of junk food
 - Kitchen hygiene
 - Food poisoning
 - Importance of roughage
-

COMPUTER

Q1. Make a PPT (PowerPoint presentation) on the following topics according to your roll numbers:

Roll No.	Topic
1-15	Computer Languages (include- History, Benefits, Types of Languages, Development, and Generations Etc.)
16-30	Computer System (include- History, Applications , Advantages, Software, Hardware etc)
41 onwards	Famous Personalities in Technology.

Q2. By Using MS Word create poster the following:-

Roll No.	Topic
1-20	E-learning
21 onwards	Computer Ethics

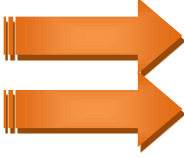




Q3. Write the name of various programming languages based on the generation they belong to:-

Third Generation	Fourth Generation	Fifth Generation

Q4. Write the Full Forms.

VLSIC	
EPROM	
EEPROM	
DRAM	
SRAM	
CD-ROM	
DVD	

Q5. Help Ishi to write down calculating devices/computers invented against the years.

5000 years ago		
1617		
1641		
1949		
1651		
1981		

Q6. There are six terms hidden in this words search that belong to Insert, Design, Reference and Layout Tabs. Find these and write how many terms are there from each.

F	O	O	T	N	O	T	E	H	F	H
W	A	T	E	R	M	A	R	K	Z	E
A	O	G	I	N	S	H	A	N	O	A
K	M	A	R	G	I	N	S	S	G	D
T	N	C	V	Y	O	U	I	R	T	E
X	Q	B	O	R	D	E	R	S	I	R
E	M	E	R	C	O	L	N	A	N	I
O	R	I	E	N	T	A	T	I	O	N

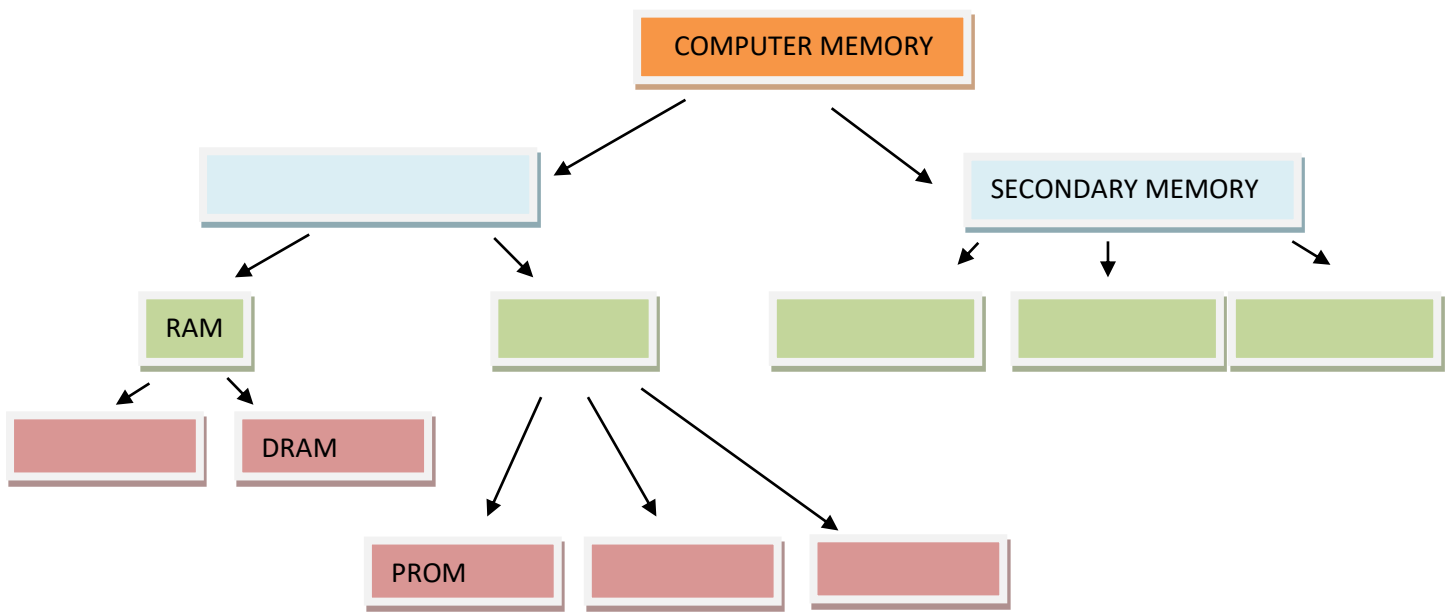
Q7. By Using MS Word create the following:-

- Timetable
- Leave applications.

Q8. Identify the given icons and write the name:



Q9. Complete the following diagram:-



HAPPY

SUMMER

VACATION!